

AXEL XL / XL-S



Eine holländische Loungelandschaft

Ob im Sitzen oder im Liegen, das nüchterne Design sorgt immer für den richtigen Komfort. Das Ganze ist aus rundum finierten Elementen aufgebaut, die sich flexibel aufstellen lassen, ebenso wie die Kissen. Heißen Sie Ihre Freunde willkommen. AXEL XL ist das ultimative Loungemöbel, das Sie mit ausgesprochenem Luxus begrüßt. Elegant und einen Hauch nonchalant. Und dank der aktiven Sitzhöhe können Sie auch genauso bequem wieder aufstehen.



Ausführung

Untergestell

Metall Kufengestell:

Edelstahl

Matt schwarz

Eigene Wahl (RAL Farbe) (Aufpreis) =>38 ausgewählte Farben; siehe Übersicht vorne im Katalog

Füße:

Aluminium Füße: Hochglanz poliert oder Hochglanz schwarz verchromt

Eigene Wahl (RAL Farbe) (Aufpreis) =>38 ausgewählte Farben; siehe Übersicht vorne im Katalog

Massiv Holzfüße:

Nussbaum: matt lackiert

Tischplatte

Lack (MDF): Eigene Wahl (RAL-Farbe) oder matt schwarz
Gegen Aufpreis Tischplatte furniert: Eiche natur matt lackiert, weiß geölt oder schwarz carbon gebeizt oder nuss matt lackiert.

Die Tischplatten können gegen Aufpreis mit 2 verschiedenen Lampen und/oder Elektrifizierung ausgestattet werden.
Für Tischplatten mit den Maßen 93x68 und 106x68 kann optional auch ein Qi-Ladegerät gewählt werden.

Rückentisch

Lack (MDF): RAL Farben

Eichenfurnier: Natur, Holzkohle, Geräuchert, Haselnuss, Kastanie, Weiß

Empfehlungen Kissen

Die Kissen schmiegen sich dem Körper an, sind dadurch komfortabel und geben dem Sofa eine "lässige" Ausstrahlung. Damit das Sofa seine Form behält, ist es wichtig, jeden Tag nach Gebrauch die Kisse auf zu schütteln, damit die Füllung wieder luftig und die Form wiederhergestellt wird.

Übrige Informationen

Bitte beachten: Axel XL und Axel XL-S bestehen aus Korpus, Sitz und Rückenkissen.

Axel XL/XL-S wird geliefert mit einer standard Härte Sitz- und Rückenkissen.

Es ist NICHT möglich eine andere Füllung zu wählen.

Die Kopfstütze vom Axel passt nicht zum Axel XL.

Axel XL und Axel XL-S Elemente können nicht mit Axel-Elemente kombiniert werden.

Nur Axel XL und Axel XL-S sind miteinander kombinierbar!
Der Hocker kann vermittelt werden mit dem Sofa (nicht bei Axel).

Der Unterschied zwischen Axel XL und Axel XL-S ist die Sitztiefe.

Die Sitztiefe vom Axel XL ist 13cm tiefer als die Sitztiefe vom Axel XL-S (75cm vs 62cm).

Die kleineren ledernen Axel XL-Kissen werden nicht komplett aus in Leder gefertigt, auf der Rückseite wird im unteren Bereich mit Stoff gepolstert um das verrutschen zu vermeiden und damit aus den Kissen Luft entweichen kann.

Passt auf! Die Kissen 35x60, 60x60 und 80x45 dienen als leichtes Stütz-/Dekorationskissen. Diese Kissen haben nicht die Festigkeit eines "normalen" Rückenkissens.

Wir empfehlen auch eine Ecke Kissen zu bestellen, wenn Sie eine Ecke Combination mit breite Armlehnen bestellen.

Ein Chaise longue in Stoff hat immer eine zusätzliche Naht wegen die Stoffbreite.

Die schwenkbare Nackenstütze verfügt über ein Metall Gestell. Die Stützrollen verfügen über eine Plug-in Flappe.

Axel XL und Axel XL-S sind auch lieferbar mit Kontrastnähten (immer in einer beige Farbe).

Bei Bestellungen müssen Sie immer von der Vorderansicht ausgehen.

Um Fehler bei der Bestellung zu vermeiden, möchten wir Sie bitten, bei den Aufträgen einiger Elementen eine Skizze mitzuschicken.



Steppnahte



Kombinationen



ausführung untergestell

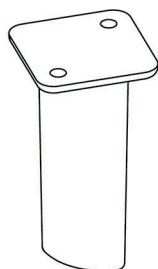
METALL KUFENGESTELL



ausführung

- * Edelstahl
- * Matt schwarz
- * RAL Farbe

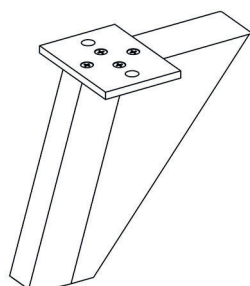
ALUMINIUM FÜßE



ausführung

- * Hochglanz poliert
- * Hochglanz
schwarzchrom
- * RAL Farbe



HOLZFÜßE



ausführung

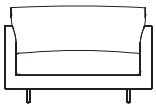
- * Nussbaum matt lackiert

Preise und Abmessungen

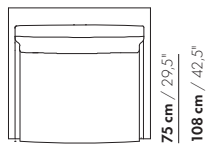
	100 XL	100 XL-S		
				
STOFFAUSFÜHRUNG:				
S10 + eingesandter Stoff	€ 3236	€ 3010		
S20	€ 3421	€ 3182		
S30	€ 3656	€ 3400		
S40	€ 3871	€ 3600		
S50	€ 4118	€ 3830		
LEDERAUSFÜHRUNG:				
L10 + eingesandtes Leder	€ 3889	€ 3619		
L20	€ 4151	€ 3862		
L30	€ 4557	€ 4239		
L40	€ 4894	€ 4554		
L50	€ 5266	€ 4898		
HUSENPREIS:				
Ausführungspreis - Deduktion Deduktion=	€ 1963	€ 1826		
METRAGEN UND VOLUMEN:				
Stoffbedarf uni 130 cm	6,50	6,35		
Stoffbedarf uni 140 cm	6,50	6,35		
Lederbedarf brutto m ²	12,20	11,70		
Volumen m ³	1,05	1,05		
Gewicht kg	40	35		
AUFPREIS:				
Holzen FüÙe	€ 268	€ 268		
RAL Farbe (pro Satz)	€ 236	€ 236		

118 cm / 46,5"

101 cm / 39,8"

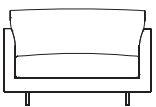


100



118 cm / 46,5"

101 cm / 39,8"

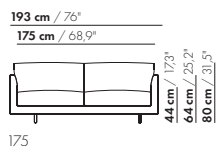


S-100

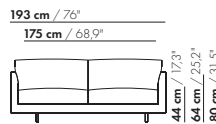
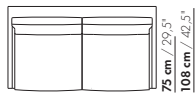


Preise und Abmessungen

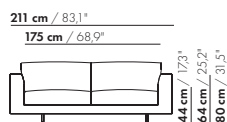
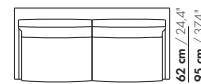
	175 XL	175 XL-S	175 BREITES ARM XL	175 BREITES ARM XL-S
STOFFAUSFÜHRUNG:				
S10 + eingesandter Stoff	€ 4927	€ 4704	€ 5024	€ 4793
S20	€ 5151	€ 4941	€ 5253	€ 5034
S30	€ 5465	€ 5248	€ 5573	€ 5348
S40	€ 5770	€ 5541	€ 5883	€ 5646
S50	€ 6121	€ 5875	€ 6241	€ 5987
LEDERAUSFÜHRUNG:				
L10 + eingesandtes Leder	€ 6123	€ 5815	€ 6273	€ 5947
L20	€ 6482	€ 6151	€ 6646	€ 6295
L30	€ 6964	€ 6655	€ 7146	€ 6816
L40	€ 7410	€ 7085	€ 7610	€ 7264
L50	€ 8083	€ 7695	€ 8336	€ 7890
HUSSENPREIS:				
Ausführungspreis - Deduktion Deduktion=	€ 2849	€ 2643	€ 2929	€ 2714
METRAGEN UND VOLUMEN:				
Stoffbedarf uni 130 cm	9,65	9,64	9,86	9,59
Stoffbedarf uni 140 cm	9,54	9,27	9,75	9,48
Lederbedarf brutto m ²	18,38	17,18	19,12	17,88
Volumen m ³	1,92	1,92	1,92	1,92
Gewicht kg	65	60	65	60
AUFPREIS:				
Holzen FüÙe	€ 268	€ 268	€ 268	€ 268
RAL Farbe (pro Satz)	€ 236	€ 236	€ 236	€ 236



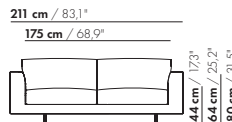
175



S-175







175-B

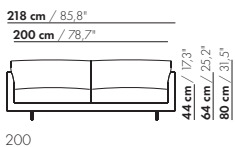


S-175-B

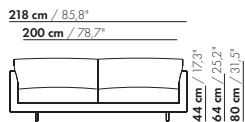
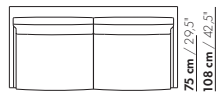


Preise und Abmessungen

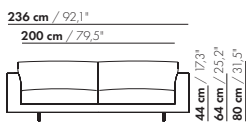
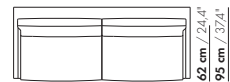
	200 XL	200 XL-S	200 BREITES ARM XL	200 BREITES ARM XL-S
				
STOFFAUSFÜHRUNG:				
S10 + eingesandter Stoff	€ 5369	€ 5131	€ 5462	€ 5219
S20	€ 5666	€ 5390	€ 5764	€ 5481
S30	€ 6028	€ 5724	€ 6133	€ 5823
S40	€ 6358	€ 6040	€ 6467	€ 6144
S50	€ 6745	€ 6405	€ 6862	€ 6516
LEDERAUSFÜHRUNG:				
L10 + eingesandtes Leder	€ 6597	€ 6294	€ 6745	€ 6425
L20	€ 6975	€ 6646	€ 7134	€ 6788
L30	€ 7624	€ 7236	€ 7802	€ 7398
L40	€ 8127	€ 7709	€ 8322	€ 7886
L50	€ 8726	€ 8333	€ 8939	€ 8527
HUSSENPREIS:				
Ausführungspreis - Deduktion Deduktion=	€ 3077	€ 2854	€ 3147	€ 2920
METRAGEN UND VOLUMEN:				
Stoffbedarf uni 130 cm	10,35	10,08	10,56	10,29
Stoffbedarf uni 140 cm	10,35	10,08	10,56	10,29
Lederbedarf brutto m ²	19,96	18,68	20,70	19,38
Volumen m ³	1,92	1,92	1,92	1,92
Gewicht kg	85	80	85	80
AUFPREIS:				
Holzen FüÙe	€ 268	€ 268	€ 268	€ 268
RAL Farbe (pro Satz)	€ 236	€ 236	€ 236	€ 236



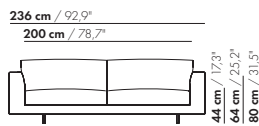
200



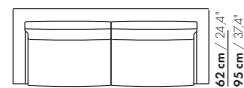
S-200





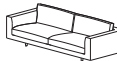

200-B

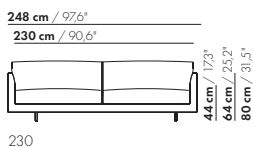


S-200-B

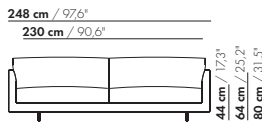


Preise und Abmessungen

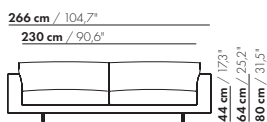
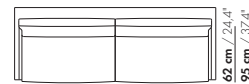
	230 XL	230 XL-S	230 BREITES ARM XL	230 BREITES ARM XL-S
				
STOFFAUSFÜHRUNG:				
S10 + eingesandter Stoff	€ 5771	€ 5537	€ 5856	€ 5615
S20	€ 6098	€ 5810	€ 6186	€ 5892
S30	€ 6493	€ 6180	€ 6587	€ 6267
S40	€ 6853	€ 6523	€ 6955	€ 6617
S50	€ 7277	€ 6921	€ 7384	€ 7022
LEDERAUSFÜHRUNG:				
L10 + eingesandtes Leder	€ 7053	€ 6740	€ 7190	€ 6862
L20	€ 7453	€ 7116	€ 7604	€ 7250
L30	€ 8143	€ 7744	€ 8311	€ 7895
L40	€ 8680	€ 8252	€ 8866	€ 8419
L50	€ 9321	€ 8916	€ 9524	€ 9101
HUSSENPREIS:				
Ausführungspreis - Deduktion Deduktion=	€ 3294	€ 3058	€ 3353	€ 3111
METRAGEN UND VOLUMEN:				
Stoffbedarf uni 130 cm	11,24	10,96	12,23	12,44
Stoffbedarf uni 140 cm	11,24	10,96	11,45	11,17
Lederbedarf brutto m ²	21,32	19,96	22,06	20,66
Volumen m ³	2,16	2,16	2,16	2,16
Gewicht kg	110	105	110	105
AUFPREIS:				
Holzen FüÙe	€ 268	€ 268	€ 268	€ 268
RAL Farbe (pro Satz)	€ 236	€ 236	€ 236	€ 236



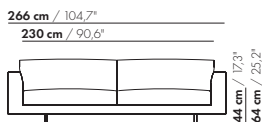
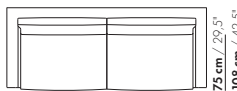
230



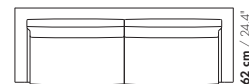
S-230







230-B

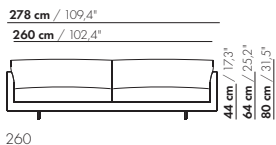


S-230-B

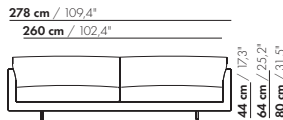


Preise und Abmessungen

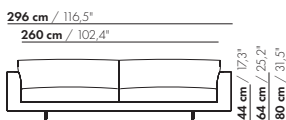
	260 XL	260 XL-S	260 BREITES ARM XL	260 BREITES ARM XL-S
				
STOFFAUSFÜHRUNG:				
S10 + eingesandter Stoff	€ 6268	€ 6038	€ 6358	€ 6123
S20	€ 6615	€ 6328	€ 6710	€ 6417
S30	€ 7038	€ 6709	€ 7141	€ 6804
S40	€ 7433	€ 7077	€ 7541	€ 7179
S50	€ 7885	€ 7500	€ 8000	€ 7608
LEDERAUSFÜHRUNG:				
L10 + eingesandtes Leder	€ 7644	€ 7314	€ 7780	€ 7448
L20	€ 8071	€ 7711	€ 8219	€ 7860
L30	€ 8795	€ 8363	€ 8961	€ 8528
L40	€ 9366	€ 8906	€ 9549	€ 9087
L50	€ 10039	€ 9606	€ 10240	€ 9802
HUSSENPREIS:				
Ausführungspreis - Deduktion Deduktion=	€ 3588	€ 3330	€ 3656	€ 3395
METRAGEN UND VOLUMEN:				
Stoffbedarf uni 130 cm	12,13	11,85	12,34	12,06
Stoffbedarf uni 140 cm	12,13	11,85	12,34	12,06
Lederbedarf brutto m ²	22,54	21,12	23,26	21,80
Volumen m ³	2,41	2,41	2,41	2,41
Gewicht kg	125	120	125	120
AUFPREIS:				
Holzen FüÙe	€ 268	€ 268	€ 268	€ 268
RAL Farbe (pro Satz)	€ 236	€ 236	€ 236	€ 236



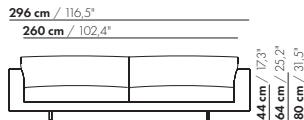
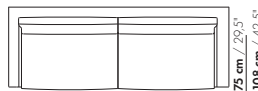
260



S-260








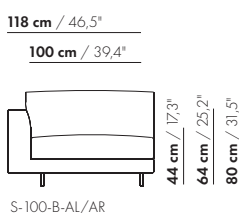

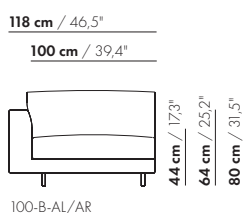
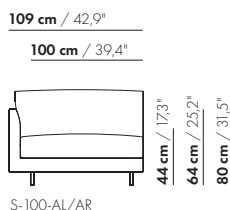
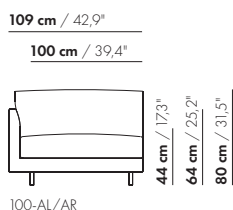
260-B







S-260-B



Preise und Abmessungen	100 AL/AR XL	100 AL/AR XL-S	100 AL/AR BREITES ARM XL	100 AL/AR BREITES ARM XL-S
				
STOFFAUSFÜHRUNG:				
S10 + eingesandter Stoff	€ 3377	€ 3295	€ 3448	€ 3277
S20	€ 3548	€ 3457	€ 3599	€ 3424
S30	€ 3768	€ 3660	€ 3790	€ 3603
S40	€ 3965	€ 3845	€ 3959	€ 3764
S50	€ 4194	€ 4062	€ 4159	€ 3957
LEDERAUSFÜHRUNG:				
L10 + eingesandtes Leder	€ 4103	€ 4079	€ 4169	€ 3961
L20	€ 4334	€ 4317	€ 4388	€ 4165
L30	€ 4695	€ 4687	€ 4731	€ 4493
L40	€ 4997	€ 4995	€ 5013	€ 4759
L50	€ 5328	€ 5334	€ 5328	€ 5058
HUSSENPREIS:				
Ausführungspreis - Deduktion Deduktion=	€ 1938	€ 1797	€ 1970	€ 1826
METRAGEN UND VOLUMEN:				
Stoffbedarf uni 130 cm	5,39	5,25	5,44	5,30
Stoffbedarf uni 140 cm	5,39	5,25	5,44	5,30
Lederbedarf brutto m ²	10,56	9,88	10,92	10,20
Volumen m ³	1,05	1,05	1,05	1,05
Gewicht kg	40	35	40	35
AUFPREIS:				
Holzen FüÙe	€ 268	€ 268	€ 268	€ 268
RAL Farbe (pro Satz)	€ 236	€ 236	€ 236	€ 236



Preise und Abmessungen

	115 AL/AR XL	115 AL/AR XL-S	115 AL/AR BREITES ARM XL	115 AL/AR BREITES ARM XL-S
				
STOFFAUSFÜHRUNG:				
S10 + eingesandter Stoff	€ 3503	€ 3373	€ 3550	€ 3417
S20	€ 3673	€ 3531	€ 3723	€ 3577
S30	€ 3880	€ 3730	€ 3934	€ 3779
S40	€ 4061	€ 3903	€ 4117	€ 3955
S50	€ 4281	€ 4109	€ 4339	€ 4164
LEDERAUSFÜHRUNG:				
L10 + eingesandtes Leder	€ 4187	€ 4017	€ 4259	€ 4086
L20	€ 4395	€ 4215	€ 4476	€ 4289
L30	€ 4779	€ 4579	€ 4867	€ 4660
L40	€ 5062	€ 4851	€ 5158	€ 4941
L50	€ 5389	€ 5164	€ 5494	€ 5261
HUSSENPREIS:				
Ausführungspreis - Deduktion Deduktion=	€ 2077	€ 1921	€ 2111	€ 1954
METRAGEN UND VOLUMEN:				
Stoffbedarf uni 130 cm	5,83	5,66	5,93	5,80
Stoffbedarf uni 140 cm	5,83	5,69	5,93	5,80
Lederbedarf brutto m ²	11,20	10,48	11,56	10,80
Volumen m ³	1,35	1,35	1,35	1,35
Gewicht kg	45	40	45	40
AUFPREIS:				
Holzen Füße	€ 268	€ 268	€ 268	€ 268
RAL Farbe (pro Satz)	€ 236	€ 236	€ 236	€ 236

124 cm / 48,8"

115 cm / 45,3"



115-AL/AR

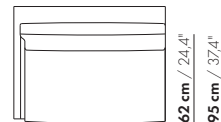


124 cm / 48,8"

115 cm / 45,3"



S-115-AL/AR

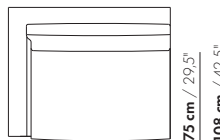


133 cm / 52,4"

115 cm / 45,3"

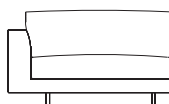


115-B-AL/AR

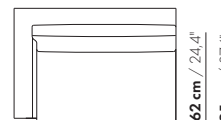


133 cm / 52,4"

115 cm / 45,3"







S-115-B-AL/AR

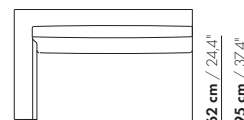
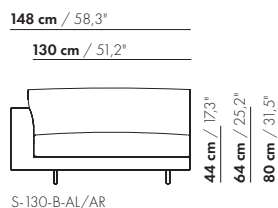
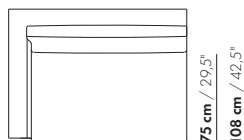
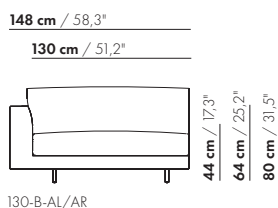
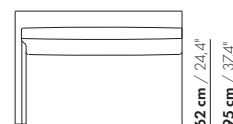
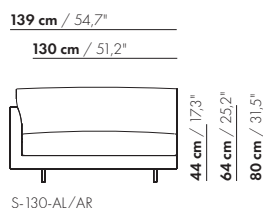
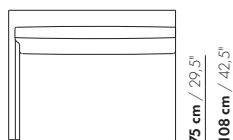
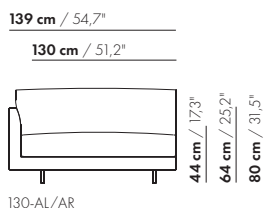


115 AL/AR

inch = cm x 0.39

Preise und Abmessungen





	130 AL/AR XL	130 AL/AR XL-S	130 AL/AR BREITES ARM XL	130 AL/AR BREITES ARM XL-S
				
STOFFAUSFÜHRUNG:				
S10 + eingesandter Stoff	€ 3726	€ 3613	€ 3781	€ 3665
S20	€ 3905	€ 3786	€ 3962	€ 3840
S30	€ 4120	€ 3997	€ 4181	€ 4055
S40	€ 4326	€ 4195	€ 4389	€ 4257
S50	€ 4561	€ 4426	€ 4629	€ 4489
LEDERAUSFÜHRUNG:				
L10 + eingesandtes Leder	€ 4425	€ 4273	€ 4507	€ 4341
L20	€ 4634	€ 4472	€ 4721	€ 4546
L30	€ 5041	€ 4860	€ 5138	€ 4941
L40	€ 5333	€ 5139	€ 5439	€ 5230
L50	€ 5684	€ 5472	€ 5809	€ 5570
HUSSENPREIS:				
Ausführungspreis - Deduktion Deduktion=	€ 2225	€ 2063	€ 2265	€ 2103
METRAGEN UND VOLUMEN:				
Stoffbedarf uni 130 cm	6,25	6,11	6,35	6,23
Stoffbedarf uni 140 cm	6,25	6,25	6,35	6,35
Lederbedarf brutto m ²	11,80	11,06	12,16	11,38
Volumen m ³	1,47	1,47	1,47	1,47
Gewicht kg	50	45	50	45
AUFPREIS:				
Holzen FüÙe	€ 268	€ 268	€ 268	€ 268
RAL Farbe (pro Satz)	€ 236	€ 236	€ 236	€ 236

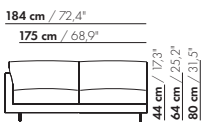


inch = cm x 0.39

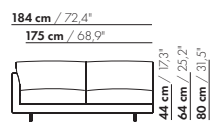
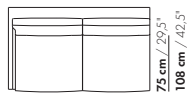
130 AL/AR

Preise und Abmessungen

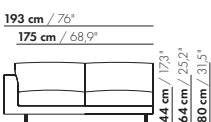
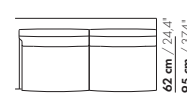
	175 AL/AR XL	175 AL/AR XL-S	175 AL/AR BREITES ARM XL	175 AL/AR BREITES ARM XL-S
				
STOFFAUSFÜHRUNG:				
S10 + eingesandter Stoff	€ 4745	€ 4557	€ 4791	€ 4593
S20	€ 4949	€ 4778	€ 4995	€ 4812
S30	€ 5230	€ 5063	€ 5281	€ 5094
S40	€ 5504	€ 5330	€ 5557	€ 5359
S50	€ 5823	€ 5641	€ 5878	€ 5667
LEDERAUSFÜHRUNG:				
L10 + eingesandtes Leder	€ 5922	€ 5660	€ 5998	€ 5717
L20	€ 6260	€ 5982	€ 6344	€ 6042
L30	€ 6719	€ 6471	€ 6810	€ 6536
L40	€ 7141	€ 6886	€ 7241	€ 6955
L50	€ 7800	€ 7481	€ 7924	€ 7553
HUSSENPREIS:				
Ausführungspreis - Deduktion Deduktion=	€ 2761	€ 2559	€ 2790	€ 2589
METRAGEN UND VOLUMEN:				
Stoffbedarf uni 130 cm	8,60	8,57	8,67	8,49
Stoffbedarf uni 140 cm	8,49	8,46	8,57	8,39
Lederbedarf brutto m ²	17,34	16,52	17,72	16,70
Volumen m ³	1,85	1,85	1,85	1,85
Gewicht kg	65	60	65	60
AUFPREIS:				
Holzen FüÙe	€ 268	€ 268	€ 268	€ 268
RAL Farbe (pro Satz)	€ 236	€ 236	€ 236	€ 236



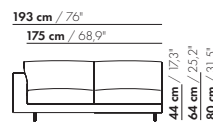
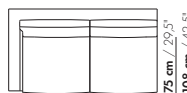
175-AL/AR



S-175-AL/AR



175-B-AL/AR







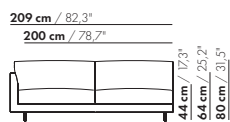
S-175-B-AL/AR



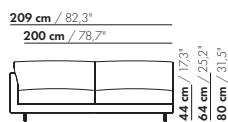
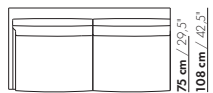
175 AL/AR

Preise und Abmessungen

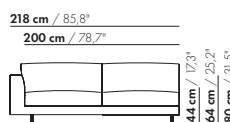
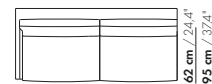
	200 AL/AR XL	200 AL/AR XL-S	200 AL/AR BREITES ARM XL	200 AL/AR BREITES ARM XL-S
				
STOFFAUSFÜHRUNG:				
S10 + eingesandter Stoff	€ 5186	€ 5012	€ 5230	€ 5054
S20	€ 5462	€ 5278	€ 5508	€ 5321
S30	€ 5793	€ 5590	€ 5841	€ 5637
S40	€ 6091	€ 5880	€ 6142	€ 5928
S50	€ 6450	€ 6223	€ 6501	€ 6272
LEDERAUSFÜHRUNG:				
L10 + eingesandtes Leder	€ 6346	€ 6091	€ 6420	€ 6141
L20	€ 6693	€ 6410	€ 6772	€ 6463
L30	€ 7303	€ 7033	€ 7393	€ 7089
L40	€ 7768	€ 7477	€ 7868	€ 7537
L50	€ 8329	€ 8015	€ 8438	€ 8076
HUSSENPREIS:				
Ausführungspreis - Deduktion Deduktion=	€ 2972	€ 2759	€ 3001	€ 2785
METRAGEN UND VOLUMEN:				
Stoffbedarf uni 130 cm	9,30	9,17	9,38	9,24
Stoffbedarf uni 140 cm	9,30	9,17	9,38	9,24
Lederbedarf brutto m ²	18,36	17,30	18,74	17,42
Volumen m ³	1,85	1,85	1,85	1,85
Gewicht kg	85	80	85	80
AUFPREIS:				
Holzen FüÙe	€ 268	€ 268	€ 268	€ 268
RAL Farbe (pro Satz)	€ 236	€ 236	€ 236	€ 236



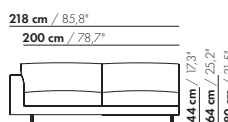
200-AL/AR



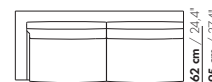
S-200-AL/AR



200-B-AL/AR



S-200-B-AL/AR





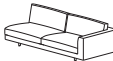

200 AL/AR

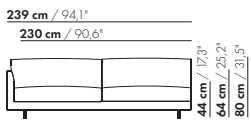
inch = cm x 0.39

Preise EUR einschl. Mehrwertsteuer

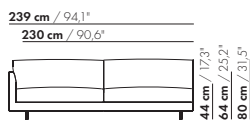
2023-2

Preise und Abmessungen

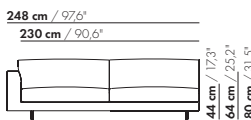
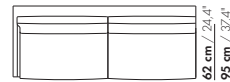
	230 AL/AR XL	230 AL/AR XL-S	230 AL/A BREITES ARM XL	230 AL/A BREITES ARM XL-S
				
STOFFAUSFÜHRUNG:				
S10 + eingesandter Stoff	€ 5586	€ 5404	€ 5630	€ 5445
S20	€ 5891	€ 5698	€ 5938	€ 5743
S30	€ 6257	€ 6047	€ 6305	€ 6095
S40	€ 6587	€ 6362	€ 6637	€ 6412
S50	€ 6980	€ 6739	€ 7032	€ 6792
LEDERAUSFÜHRUNG:				
L10 + eingesandtes Leder	€ 6797	€ 6535	€ 6870	€ 6596
L20	€ 7168	€ 6879	€ 7246	€ 6945
L30	€ 7818	€ 7549	€ 7906	€ 7622
L40	€ 8318	€ 8028	€ 8416	€ 8109
L50	€ 8921	€ 8603	€ 9026	€ 8691
HUSENPREIS:				
Ausführungspreis - Deduktion Deduktion=	€ 3191	€ 2962	€ 3228	€ 3111
METRAGEN UND VOLUMEN:				
Stoffbedarf uni 130 cm	10,22	11,59	11,55	12,82
Stoffbedarf uni 140 cm	10,22	10,06	10,29	10,15
Lederbedarf brutto m ²	19,74	18,60	20,10	18,92
Volumen m ³	2,09	2,09	2,09	2,09
Gewicht kg	110	105	110	105
AUFPREIS:				
Holzen FüÙe	€ 268	€ 268	€ 268	€ 268
RAL Farbe (pro Satz)	€ 236	€ 236	€ 236	€ 236



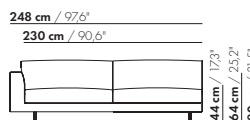
230-AL/AR



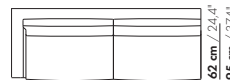
S-230-AL/AR



230-B-AL/AR







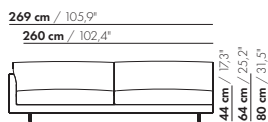
S-230-B-AL/AR



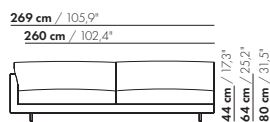
230 AL/AR

Preise und Abmessungen

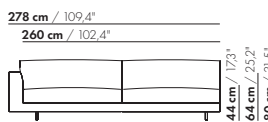
	260 AL/AR XL	260 AL/AR XL-S	260 AL/AR BREITES ARM XL	260 AL/AR BREITES ARM XL-S
				
STOFFAUSFÜHRUNG:				
S10 + eingesandter Stoff	€ 6087	€ 5880	€ 6136	€ 5927
S20	€ 6413	€ 6192	€ 6463	€ 6240
S30	€ 6805	€ 6571	€ 6859	€ 6622
S40	€ 7169	€ 6921	€ 7226	€ 6974
S50	€ 7590	€ 7325	€ 7650	€ 7381
LEDERAUSFÜHRUNG:				
L10 + eingesandtes Leder	€ 7380	€ 7088	€ 7456	€ 7150
L20	€ 7770	€ 7448	€ 7851	€ 7517
L30	€ 8450	€ 8160	€ 8540	€ 8236
L40	€ 8982	€ 8668	€ 9081	€ 8750
L50	€ 9617	€ 9279	€ 9725	€ 9370
HUSSENPREIS:				
Ausführungspreis - Deduktion Deduktion=	€ 3490	€ 3242	€ 3530	€ 3164
METRAGEN UND VOLUMEN:				
Stoffbedarf uni 130 cm	11,08	10,94	13,72	11,05
Stoffbedarf uni 140 cm	11,08	10,94	11,18	11,05
Lederbedarf brutto m ²	20,94	19,74	21,30	20,06
Volumen m ³	2,34	2,34	2,34	3,89
Gewicht kg	125	120	125	120
AUFPREIS:				
Holzen FüÙe	€ 268	€ 268	€ 268	€ 268
RAL Farbe (pro Satz)	€ 236	€ 236	€ 236	€ 236



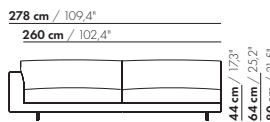
260-AL/AR



S-260-AL/AR





260-B-AL/AR



S-260-B-AL/AR




Preise und Abmessungen

	100 ELEMENT XL	100 ELEMENT XL-S		
				
STOFFAUSFÜHRUNG:				
S10 + eingesandter Stoff	€ 3242	€ 3098		
S20	€ 3383	€ 3237		
S30	€ 3559	€ 3407		
S40	€ 3715	€ 3559		
S50	€ 3901	€ 3740		
LEDERAUSFÜHRUNG:				
L10 + eingesandtes Leder	€ 3765	€ 3625		
L20	€ 3922	€ 3791		
L30	€ 4237	€ 4070		
L40	€ 4454	€ 4289		
L50	€ 4721	€ 4540		
HUSSENPREIS:				
Ausführungspreis - Deduktion Deduktion=	€ 1853	€ 1714		
METRAGEN UND VOLUMEN:				
Stoffbedarf uni 130 cm	4,97	5,62		
Stoffbedarf uni 140 cm	4,97	5,81		
Lederbedarf brutto m ²	8,64	9,64		
Volumen m ³	1,05	1,05		
Gewicht kg	40	35		
AUFPREIS:				
Holzen FüÙe	€ 268	€ 268		
RAL Farbe (pro Satz)	€ 236	€ 236		

100 cm / 39,4"




100-E





100 cm / 39,4"



S-100-E



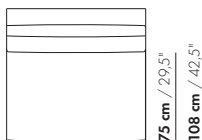
Preise und Abmessungen

	115 ELEMENT XL	115 ELEMENT XL-S		
				
STOFFAUSFÜHRUNG:				
S10 + eingesandter Stoff	€ 3384	€ 3293		
S20	€ 3547	€ 3448		
S30	€ 3742	€ 3639		
S40	€ 3914	€ 3805		
S50	€ 4122	€ 4005		
LEDERAUSFÜHRUNG:				
L10 + eingesandtes Leder	€ 3920	€ 3800		
L20	€ 4094	€ 3963		
L30	€ 4430	€ 4286		
L40	€ 4667	€ 4518		
L50	€ 4949	€ 4790		
HUSSENPREIS:				
Ausführungspreis - Deduktion Deduktion=	€ 2003	€ 1854		
METRAGEN UND VOLUMEN:				
Stoffbedarf uni 130 cm	5,41	5,41		
Stoffbedarf uni 140 cm	5,41	4,98		
Lederbedarf brutto m ²	9,28	8,54		
Volumen m ³	1,35	1,35		
Gewicht kg	45	40		
AUFPREIS:				
Holzen FüÙe	€ 268	€ 268		
RAL Farbe (pro Satz)	€ 236	€ 236		


115 cm / 45,3"




115-E





115 cm / 45,3"




S-115-E



Preise und Abmessungen

	130 ELEMENT XL	130 ELEMENT XL-S		
				
STOFFAUSFÜHRUNG:				
S10 + eingesandter Stoff	€ 3535	€ 3524		
S20	€ 3738	€ 3689		
S30	€ 3917	€ 3891		
S40	€ 4124	€ 4078		
S50	€ 4384	€ 4297		
LEDERAUSFÜHRUNG:				
L10 + eingesandtes Leder	€ 4071	€ 4057		
L20	€ 4241	€ 4223		
L30	€ 4617	€ 4569		
L40	€ 4872	€ 4810		
L50	€ 5222	€ 5101		
HUSSENPREIS:				
Ausführungspreis - Deduktion Deduktion=	€ 2154	€ 2001		
METRAGEN UND VOLUMEN:				
Stoffbedarf uni 130 cm	5,88	6,80		
Stoffbedarf uni 140 cm	5,88	6,98		
Lederbedarf brutto m ²	9,90	11,18		
Volumen m ³	1,47	1,47		
Gewicht kg	50	45		
AUFPREIS:				
Holzen FüÙe	€ 268	€ 268		
RAL Farbe (pro Satz)	€ 236	€ 236		

130 cm / 51,2"



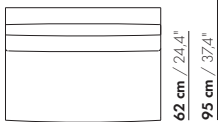
130-E





130 cm / 51,2"

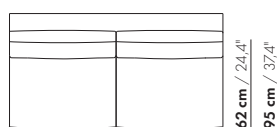
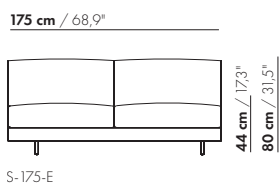
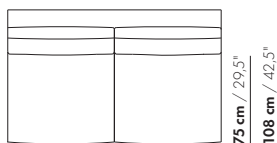
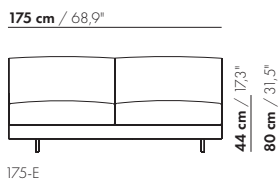


S-130-E





Preise und Abmessungen

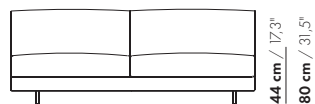
	175 ELEMENT XL	175 ELEMENT XL-S		
				
STOFFAUSFÜHRUNG:				
S10 + eingesandter Stoff	€ 4607	€ 4454		
S20	€ 4801	€ 4668		
S30	€ 5072	€ 4939		
S40	€ 5334	€ 5196		
S50	€ 5640	€ 5494		
LEDERAUSFÜHRUNG:				
L10 + eingesandtes Leder	€ 5628	€ 5409		
L20	€ 5928	€ 5694		
L30	€ 6338	€ 6135		
L40	€ 6711	€ 6503		
L50	€ 7298	€ 7050		
HUSSENPREIS:				
Ausführungspreis - Deduktion Deduktion=	€ 2706	€ 2510		
METRAGEN UND VOLUMEN:				
Stoffbedarf uni 130 cm	8,18	8,18		
Stoffbedarf uni 140 cm	8,07	8,25		
Lederbedarf brutto m ²	15,32	15,18		
Volumen m ³	1,85	1,85		
Gewicht kg	65	65		
AUFPREIS:				
Holzen Füße	€ 268	€ 268		
RAL Farbe (pro Satz)	€ 236	€ 236		



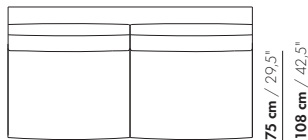
Preise und Abmessungen

	200 ELEMENT XL	200 ELEMENT XL-S		
				
STOFFAUSFÜHRUNG:				
S10 + eingesandter Stoff	€ 5044	€ 4910		
S20	€ 5313	€ 5170		
S30	€ 5632	€ 5474		
S40	€ 5917	€ 5756		
S50	€ 6262	€ 6090		
LEDERAUSFÜHRUNG:				
L10 + eingesandtes Leder	€ 6048	€ 5849		
L20	€ 6356	€ 6133		
L30	€ 6918	€ 6713		
L40	€ 7334	€ 7114		
L50	€ 7848	€ 7608		
HUSSENPREIS:				
Ausführungspreis - Deduktion Deduktion=	€ 2873	€ 2670		
METRAGEN UND VOLUMEN:				
Stoffbedarf uni 130 cm	8,88	8,88		
Stoffbedarf uni 140 cm	8,88	8,80		
Lederbedarf brutto m ²	16,34	16,12		
Volumen m ³	1,85	1,85		
Gewicht kg	85	80		
AUFPREIS:				
Holzen FüÙe	€ 268	€ 268		
RAL Farbe (pro Satz)	€ 236	€ 236		

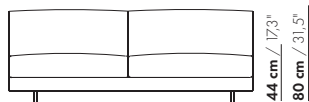
200 cm / 78,7"



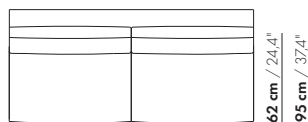
200-E





200 cm / 78,7"



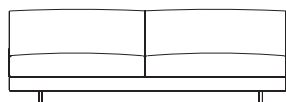
S-200-E



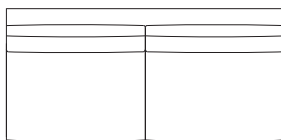
Preise und Abmessungen

	230 ELEMENT XL	230 ELEMENT XL-S		
				
STOFFAUSFÜHRUNG:				
S10 + eingesandter Stoff	€ 5440	€ 5299		
S20	€ 5737	€ 5588		
S30	€ 6089	€ 5928		
S40	€ 6406	€ 6235		
S50	€ 6786	€ 6602		
LEDERAUSFÜHRUNG:				
L10 + eingesandtes Leder	€ 6505	€ 6284		
L20	€ 6836	€ 6593		
L30	€ 7440	€ 7218		
L40	€ 7891	€ 7654		
L50	€ 8444	€ 8184		
HUSSENPREIS:				
Ausführungspreis - Deduktion Deduktion=	€ 3103	€ 2883		
METRAGEN UND VOLUMEN:				
Stoffbedarf uni 130 cm	9,77	11,30		
Stoffbedarf uni 140 cm	9,77	9,71		
Lederbedarf brutto m ²	17,70	16,98		
Volumen m ³	2,02	2,02		
Gewicht kg	110	105		
AUFPREIS:				
Holzen FüÙe	€ 268	€ 268		
RAL Farbe (pro Satz)	€ 236	€ 236		

230 cm / 90,6"



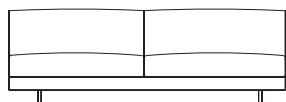
44 cm / 17,3"
80 cm / 31,5"



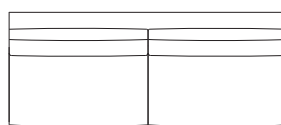
75 cm / 29,5"
108 cm / 42,5"

230-E

230 cm / 90,6"



44 cm / 17,3"
80 cm / 31,5"





62 cm / 24,4"
95 cm / 37,4"

S-230-E

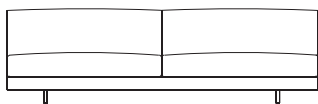
inch = cm x 0.39



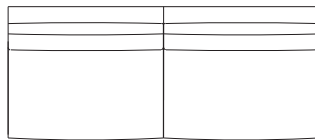
Preise und Abmessungen

	260 ELEMENT XL	260 ELEMENT XL-S		
				
STOFFAUSFÜHRUNG:				
S10 + eingesandter Stoff	€ 5962	€ 5801		
S20	€ 6279	€ 6105		
S30	€ 6659	€ 6475		
S40	€ 7010	€ 6816		
S50	€ 7419	€ 7214		
LEDERAUSFÜHRUNG:				
L10 + eingesandtes Leder	€ 7108	€ 6859		
L20	€ 7460	€ 7185		
L30	€ 8092	€ 7853		
L40	€ 8575	€ 8317		
L50	€ 9161	€ 8886		
HUSSENPREIS:				
Ausführungspreis - Deduktion Deduktion=	€ 3422	€ 3179		
METRAGEN UND VOLUMEN:				
Stoffbedarf uni 130 cm	10,66	10,66		
Stoffbedarf uni 140 cm	10,66	10,58		
Lederbedarf brutto m ²	18,92	17,70		
Volumen m ³	2,27	2,27		
Gewicht kg	125	120		
AUFPREIS:				
Holzen FüÙe	€ 268	€ 268		
RAL Farbe (pro Satz)	€ 236	€ 236		

260 cm / 102,4"



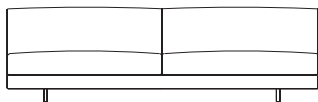
44 cm / 17,3"
80 cm / 31,5"



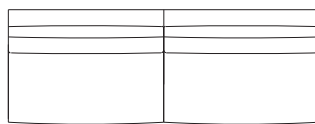
75 cm / 29,5"
108 cm / 42,5"

260-E

260 cm / 102,4"



44 cm / 17,3"
80 cm / 31,5"



62 cm / 24,4"
95 cm / 37,4"

S-260-E

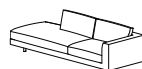


Preise und Abmessungen

175 DORMEUSE PL/PR
BREITES ARM L/R
XL



175 DORMEUSE PL/PR
BREITES ARM L/R
XL-S



STOFFAUSFÜHRUNG:

S10 + eingesandter Stoff	€ 5956	€ 5768
S20	€ 6222	€ 6016
S30	€ 6564	€ 6333
S40	€ 6891	€ 6637
S50	€ 7255	€ 6974

LEDERAUSFÜHRUNG:

L10 + eingesandtes Leder	€ 7393	€ 7141
L20	€ 7828	€ 7542
L30	€ 8409	€ 8085
L40	€ 8926	€ 8566
L50	€ 9583	€ 9175

HUSSENPREIS:

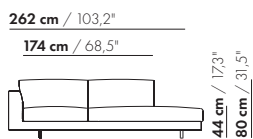
Ausführungspreis - Deduktion	€ 3739	€ 3646
------------------------------	--------	--------

METRAGEN UND VOLUMEN:

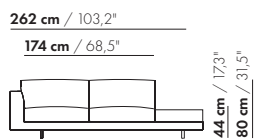
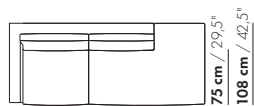
Stoffbedarf uni 130/140 cm	10,15	9,55
Lederbedarf brutto m ²	20,60	18,90
Volumen m ³	2,10	2,10
Gewicht kg	100	95

AUFPREIS:

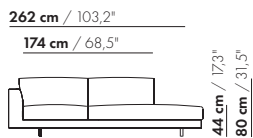
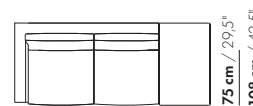
Holzen FüÙe	€ 268	€ 268
RAL Farbe (pro Satz)	€ 236	€ 236
Dormeuse-Tisch MDF RAL Farbe	€ 816	€ 801
Dormeuse-Tisch Eiche furnier	€ 919	€ 903
Dormeuse-Tisch Nuss furnier	€ 1039	€ 1022
Elektrifizierung	€ 132	€ 132
QI-Ladegerät	€ 140	€ 140
Luceplan - Ascent Lamp	€ 984	€ 984
Zero - Curve durch Tischlampe	€ 1787	€ 1787



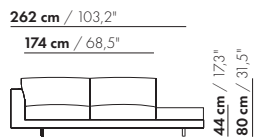
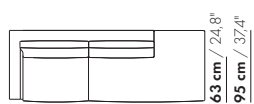
175-D-B-AL-PR/AR-PL



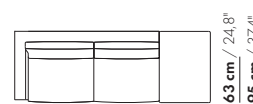
175-D-B-AL-TR/AR-TL



S-175-D-B-AL-PR/AR-PL



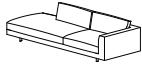
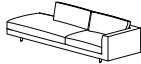
S-175-D-B-AL-TR/AR-TL

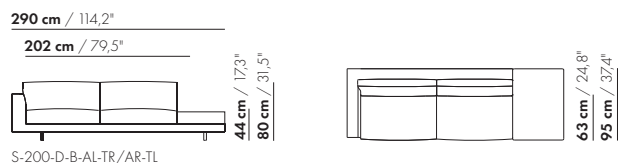
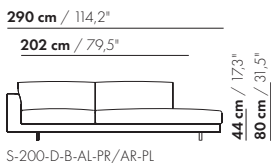
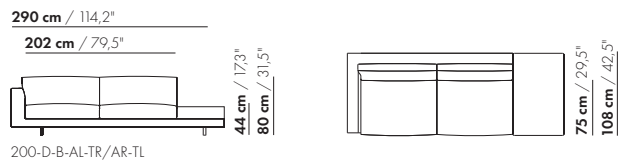
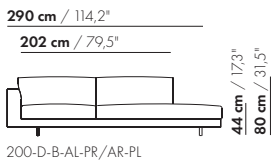


inch = cm x 0.39



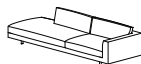
Preise und Abmessungen

	200 DORMEUSE PL/PR BREITES ARM L/R XL	200 DORMEUSE PL/PR BREITES ARM L/R XL-S		
				
STOFFAUSFÜHRUNG:				
S10 + eingesandter Stoff	€ 6570	€ 6322		
S20	€ 6871	€ 6603		
S30	€ 7246	€ 6951		
S40	€ 7601	€ 7276		
S50	€ 7997	€ 7641		
LEDERAUSFÜHRUNG:				
L10 + eingesandtes Leder	€ 7806	€ 7737		
L20	€ 8220	€ 8133		
L30	€ 8908	€ 8794		
L40	€ 9456	€ 9313		
L50	€ 10081	€ 9912		
HUSSENPREIS:				
Ausführungspreis - Deduktion Deduktion=	€ 4076	€ 3977		
METRAGEN UND VOLUMEN:				
Stoffbedarf uni 130/140 cm	11,05	10,30		
Lederbedarf brutto m ²	21,60	20,45		
Volumen m ³	2,40	2,40		
Gewicht kg	120	115		
AUFPREIS:				
Holzen Füße	€ 268	€ 268		
RAL Farbe (pro Satz)	€ 236	€ 236		
Dormeuse-Tisch MDF RAL Farbe	€ 816	€ 801		
Dormeuse-Tisch Eiche furnier	€ 919	€ 903		
Dormeuse-Tisch Nuss furnier	€ 1039	€ 1022		
Elektrifizierung	€ 132	€ 132		
QI-Ladegerät	€ 140	€ 140		
Luceplan - Ascent Lamp	€ 984	€ 984		
Zero - Curve durch Tischlampe	€ 1787	€ 1787		

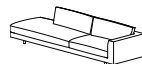


Preise und Abmessungen

230 DORMEUSE PL/PR
BREITES ARM L/R
XL



230 DORMEUSE PL/PR
BREITES ARM L/R
XL-S



STOFFAUSFÜHRUNG:

S10 + eingesandter Stoff	€ 6994	€ 6826	
S20	€ 7323	€ 7133	
S30	€ 7737	€ 7516	
S40	€ 8117	€ 7876	
S50	€ 8547	€ 8278	

LEDERAUSFÜHRUNG:

L10 + eingesandtes Leder	€ 8504	€ 8287	
L20	€ 8945	€ 8707	
L30	€ 9682	€ 9408	
L40	€ 10265	€ 9969	
L50	€ 10928	€ 10600	

HUSSENPREIS:

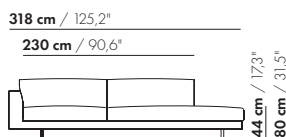
Ausführungspreis - Deduktion Deduktion=	€ 4327	€ 4235	
---	--------	--------	--

METRAGEN UND VOLUMEN:

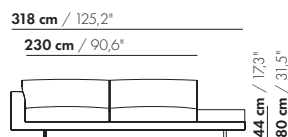
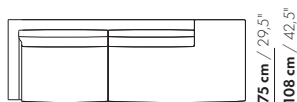
Stoffbedarf uni 130/140 cm	11,90	11,30	
Lederbedarf brutto m ²	23,00	21,70	
Volumen m ³	2,40	2,40	
Gewicht kg	140	135	

AUFPREIS:

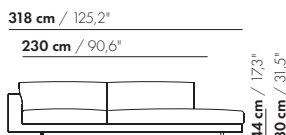
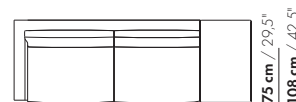
Holzen FüÙe	€ 268	€ 268	
RAL Farbe (pro Satz)	€ 236	€ 236	
Dormeuse-Tisch MDF RAL Farbe	€ 816	€ 801	
Dormeuse-Tisch Eiche furnier	€ 919	€ 903	
Dormeuse-Tisch Nuss furnier	€ 1039	€ 1022	
Elektrifizierung	€ 132	€ 132	
QI-Ladegerät	€ 140	€ 140	
Luceplan - Ascent Lamp	€ 984	€ 984	
Zero - Curve durch Tischlampe	€ 1787	€ 1787	



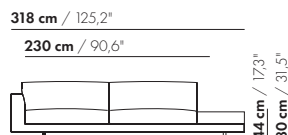
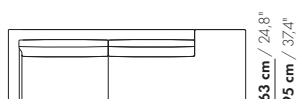
230-D-B-AL-PR/AR-PL



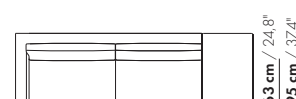
230-D-B-AL-TR/AR-TL



S-230-D-B-AL-PR/AR-PL



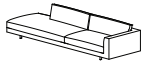
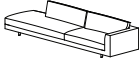
S-230-D-B-AL-TR/AR-TL

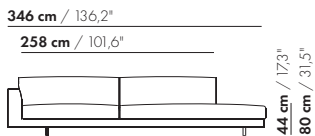


inch = cm x 0.39

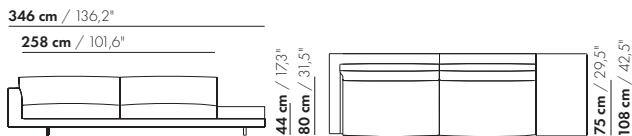
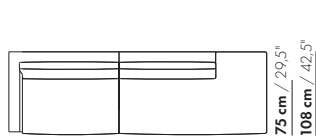


Preise und Abmessungen

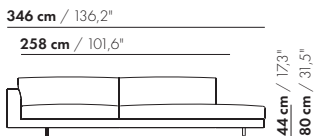
	260 DORMEUSE PL/PR BREITES ARM L/R XL	260 DORMEUSE PL/PR BREITES ARM L/R XL-S		
				
STOFFAUSFÜHRUNG:				
S10 + eingesandter Stoff	€ 7604	€ 7388		
S20	€ 7949	€ 7702		
S30	€ 8389	€ 8098		
S40	€ 8806	€ 8469		
S50	€ 9267	€ 8886		
LEDERAUSFÜHRUNG:				
L10 + eingesandtes Leder	€ 9164	€ 8949		
L20	€ 9627	€ 9385		
L30	€ 10396	€ 10120		
L40	€ 11014	€ 10707		
L50	€ 11710	€ 11375		
HUSSENPREIS:				
Ausführungspreis - Deduktion Deduktion=	€ 4668	€ 4578		
METRAGEN UND VOLUMEN:				
Stoffbedarf uni 130/140 cm	12,80	11,60		
Lederbedarf brutto m ²	24,20	22,85		
Volumen m ³	2,63	2,63		
Gewicht kg	160	155		
AUFPREIS:				
Holzen FüÙe	€ 268	€ 268		
RAL Farbe (pro Satz)	€ 236	€ 236		
Dormeuse-Tisch MDF RAL Farbe	€ 816	€ 801		
Dormeuse-Tisch Eiche furnier	€ 919	€ 903		
Dormeuse-Tisch Nuss furnier	€ 1039	€ 1022		
Elektrifizierung	€ 132	€ 132		
QI-Ladegerät	€ 140	€ 140		
Luceplan - Ascent Lamp	€ 984	€ 984		
Zero - Curve durch Tischlampe	€ 1787	€ 1787		



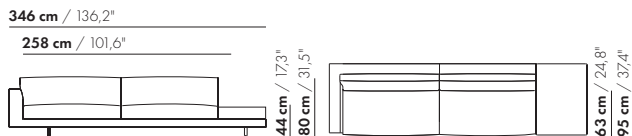
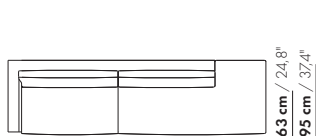
260-D-B-AL-PR/AR-PL



260-D-B-AL-TR/AR-TL



S-260-D-B-AL-PR/AR-PL



S-260-D-B-AL-TR/AR-TL



Preise und Abmessungen

175 DORMEUSE PL/PR
ELEMENT
XL



175 DORMEUSE PL/PR
ELEMENT
XL-S



STOFFAUSFÜHRUNG:

S10 + eingesandter Stoff	€ 5682	€ 5501
S20	€ 5935	€ 5734
S30	€ 6257	€ 6029
S40	€ 6563	€ 6313
S50	€ 6907	€ 6626

LEDERAUSFÜHRUNG:

L10 + eingesandtes Leder	€ 6951	€ 6811
L20	€ 7341	€ 7187
L30	€ 7867	€ 7698
L40	€ 8328	€ 8150
L50	€ 8926	€ 8730

HUSSENPREIS:

Ausführungspreis - Deduktion Deduktion=	€ 3577	€ 3493
---	--------	--------

METRAGEN UND VOLUMEN:

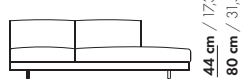
Stoffbedarf uni 130/140 cm	9,50	8,80
Lederbedarf brutto m ²	18,25	17,65
Volumen m ³	1,88	1,88
Gewicht kg	80	75

AUFPREIS:

Holzen FüÙe	€ 268	€ 268
RAL Farbe (pro Satz)	€ 236	€ 236
Dormeuse-Tisch MDF RAL Farbe	€ 816	€ 801
Dormeuse-Tisch Eiche furnier	€ 919	€ 903
Dormeuse-Tisch Nuss furnier	€ 1039	€ 1022
Elektrifizierung	€ 132	€ 132
QI-Ladegerät	€ 140	€ 140
Luceplan - Ascent Lamp	€ 984	€ 984
Zero - Curve durch Tischlampe	€ 1787	€ 1787

246 cm / 96,9°

174 cm / 68,5°

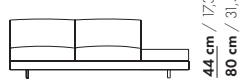


175-D-ZA-PL/PR



246 cm / 96,9°

174 cm / 68,5°

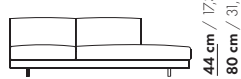


175-D-ZA-TL/TR

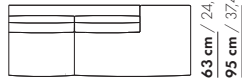


246 cm / 96,9°

174 cm / 68,5°

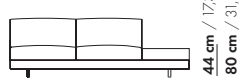


S-175-D-ZA-PL/PR

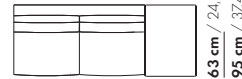


246 cm / 96,9°

174 cm / 68,5°



S-175-D-ZA-TL/TR



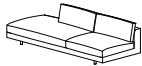
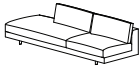
inch = cm x 0.39

Preise EUR einschl. Mehrwertsteuer

2023-2

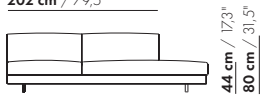


Preise und Abmessungen

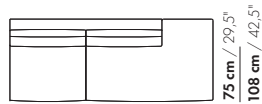
	200 DORMEUSE PL/PR ELEMENT XL	200 DORMEUSE PL/PR ELEMENT XL-S		
				
STOFFAUSFÜHRUNG:				
S10 + eingesandter Stoff	€ 6257	€ 6083		
S20	€ 6542	€ 6349		
S30	€ 6900	€ 6671		
S40	€ 7234	€ 6978		
S50	€ 7613	€ 7324		
LEDERAUSFÜHRUNG:				
L10 + eingesandtes Leder	€ 7607	€ 7388		
L20	€ 7978	€ 7749		
L30	€ 8608	€ 8360		
L40	€ 9101	€ 8840		
L50	€ 9670	€ 9389		
HUSSENPREIS:				
Ausführungspreis - Deduktion	€ 3905	€ 3817		
METRAGEN UND VOLUMEN:				
Stoffbedarf uni 130/140 cm	10,35	9,55		
Lederbedarf brutto m ²	19,20	18,60		
Volumen m ³	2,10	2,10		
Gewicht kg	100	95		
AUFPREIS:				
Holzen FüÙe	€ 268	€ 268		
RAL Farbe (pro Satz)	€ 236	€ 236		
Dormeuse-Tisch MDF RAL Farbe	€ 816	€ 801		
Dormeuse-Tisch Eiche furnier	€ 919	€ 903		
Dormeuse-Tisch Nuss furnier	€ 1039	€ 1022		
Elektrifizierung	€ 132	€ 132		
QI-Ladegerät	€ 140	€ 140		
Luceplan - Ascent Lamp	€ 984	€ 984		
Zero - Curve durch Tischlampe	€ 1787	€ 1787		

274 cm / 107,9"

202 cm / 79,5"

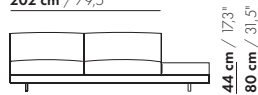


200-D-ZA-PL/PR

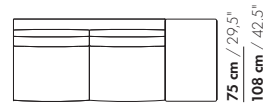


274 cm / 107,9"

202 cm / 79,5"



200-D-ZA-TL/TR

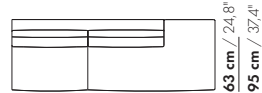


274 cm / 107,9"

202 cm / 79,5"

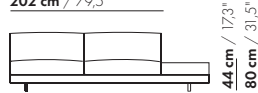


S-200-D-ZA-PL/PR

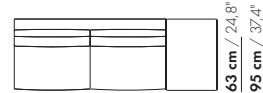


274 cm / 107,9"

202 cm / 79,5"

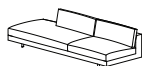


S-200-D-ZA-TL/TR

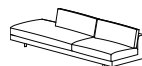


Preise und Abmessungen

230 DORMEUSE PL/PR
ELEMENT
XL



230 DORMEUSE PL/PR
ELEMENT
XL-S



STOFFAUSFÜHRUNG:

S10 + eingesandter Stoff	€ 6735	€ 6560
S20	€ 7049	€ 6851
S30	€ 7443	€ 7212
S40	€ 7803	€ 7550
S50	€ 8213	€ 7930

LEDERAUSFÜHRUNG:

L10 + eingesandtes Leder	€ 8077	€ 7905
L20	€ 8473	€ 8289
L30	€ 9152	€ 8946
L40	€ 9680	€ 9463
L50	€ 10286	€ 10050

HUSSENPREIS:

Ausführungspreis - Deduktion Deduktion=	€ 4187	€ 4089
---	--------	--------

METRAGEN UND VOLUMEN:

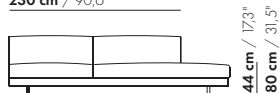
Stoffbedarf uni 130/140 cm	11,25	10,55
Lederbedarf brutto m ²	20,60	19,90
Volumen m ³	2,40	2,40
Gewicht kg	120	115

AUFPREIS:

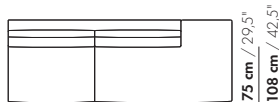
Holzen FüÙe	€ 268	€ 268
RAL Farbe (pro Satz)	€ 236	€ 236
Dormeuse-Tisch MDF RAL Farbe	€ 816	€ 801
Dormeuse-Tisch Eiche furnier	€ 919	€ 903
Dormeuse-Tisch Nuss furnier	€ 1039	€ 1022
Elektrifizierung	€ 132	€ 132
QI-Ladegerät	€ 140	€ 140
Luceplan - Ascent Lamp	€ 984	€ 984
Zero - Curve durch Tischlampe	€ 1787	€ 1787

302 cm / 118,9"

230 cm / 90,6"

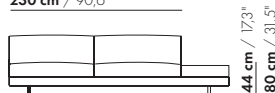


230-D-ZA-PL/PR

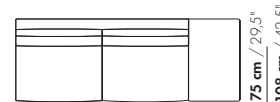


302 cm / 118,9"

230 cm / 90,6"



230-D-ZA-TL/TR

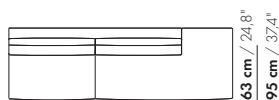


302 cm / 118,9"

230 cm / 90,6"

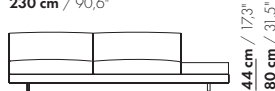


S-230-D-ZA-PL/PR

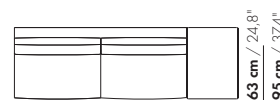


302 cm / 118,9"

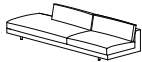
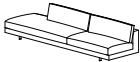
230 cm / 90,6"

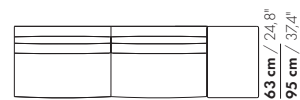
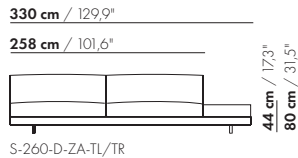
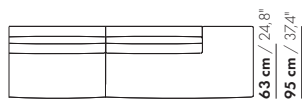
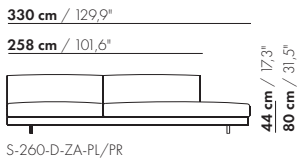
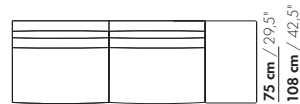
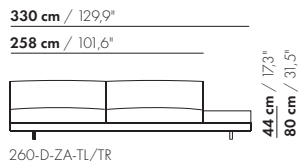
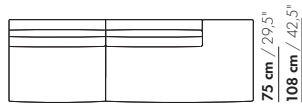
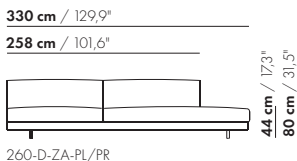


S-230-D-ZA-TL/TR







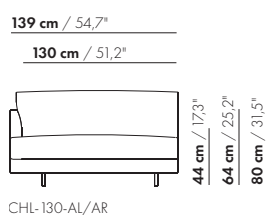
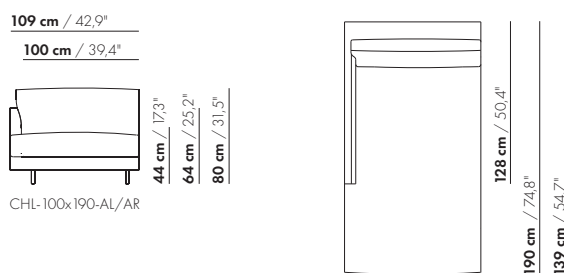
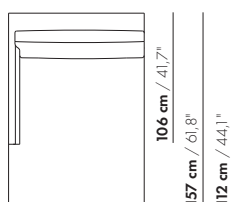
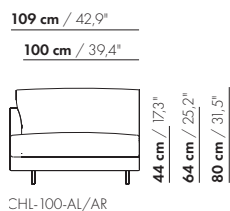
Preise und Abmessungen

	260 DORMEUSE PL/PR ELEMENT XL	260 DORMEUSE PL/PR ELEMENT XL-S		
				
STOFFAUSFÜHRUNG:				
S10 + eingesandter Stoff	€ 7345	€ 7141		
S20	€ 7676	€ 7441		
S30	€ 8093	€ 7817		
S40	€ 8489	€ 8168		
S50	€ 8929	€ 8562		
LEDERAUSFÜHRUNG:				
L10 + eingesandtes Leder	€ 8743	€ 8585		
L20	€ 9160	€ 8987		
L30	€ 9873	€ 9678		
L40	€ 10433	€ 10221		
L50	€ 11074	€ 10846		
HUSSENPREIS:				
Ausführungspreis - Deduktion Deduktion=	€ 4531	€ 4451		
METRAGEN UND VOLUMEN:				
Stoffbedarf uni 130/140 cm	12,10	10,95		
Lederbedarf brutto m ²	21,80	21,05		
Volumen m ³	2,63	2,63		
Gewicht kg	140	135		
AUFPREIS:				
Holzen FüÙe	€ 268	€ 268		
RAL Farbe (pro Satz)	€ 236	€ 236		
Dormeuse-Tisch MDF RAL Farbe	€ 816	€ 801		
Dormeuse-Tisch Eiche furnier	€ 919	€ 903		
Dormeuse-Tisch Nuss furnier	€ 1039	€ 1022		
Elektrifizierung	€ 132	€ 132		
QI-Ladegerät	€ 140	€ 140		
Luceplan - Ascent Lamp	€ 984	€ 984		
Zero - Curve durch Tischlampe	€ 1787	€ 1787		



Preise und Abmessungen

	100 CHAISE LONGUE XL	130 CHAISE LONGUE XL	190 CHAISE LONGUE XL	
				
STOFFAUSFÜHRUNG:				
S10 + eingesandter Stoff	€ 4794	€ 4869	€ 5297	
S20	€ 5039	€ 5074	€ 5584	
S30	€ 5337	€ 5379	€ 5921	
S40	€ 5605	€ 5680	€ 6236	
S50	€ 5925	€ 5992	€ 6603	
LEDERAUSFÜHRUNG:				
L10 + eingesandtes Leder	€ 5405	€ 5459	€ 6051	
L20	€ 5637	€ 5817	€ 6320	
L30	€ 6025	€ 6265	€ 6762	
L40	€ 6335	€ 6721	€ 7130	
L50	€ 6706	€ 7164	€ 7571	
HUSSENPREIS:				
Ausführungspreis - Deduktion Deduktion=	€ 2943	€ 3294	€ 3420	
METRAGEN UND VOLUMEN:				
Stoffbedarf uni 130 cm	6,95	8,15	7,40	
Stoffbedarf uni 140 cm	6,95	8,15	7,40	
Lederbedarf brutto m ²	12,24	14,60	13,42	
Volumen m ³	1,70	1,76	1,70	
Gewicht kg	45	55	60	
AUFPREIS:				
Holzen FüÙe	€ 268	€ 268	€ 268	
RAL Farbe (pro Satz)	€ 236	€ 236	€ 236	






inch = cm x 0.39

Preise EUR einschl. Mehrwertsteuer

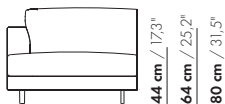
2023-2



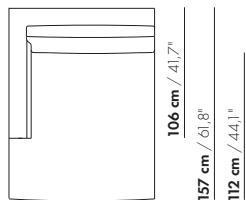
Preise und Abmessungen

	100 CHAISE LONGUE BREITES ARM XL	130 CHAISE LONGUE BREITES ARM XL	190 CHAISE LONGUE BREITES ARM XL	
				
STOFFAUSFÜHRUNG:				
S10 + eingesandter Stoff	€ 4800	€ 4890	€ 5336	
S20	€ 5047	€ 5101	€ 5624	
S30	€ 5348	€ 5411	€ 5963	
S40	€ 5620	€ 5715	€ 6279	
S50	€ 5943	€ 6030	€ 6649	
LEDERAUSFÜHRUNG:				
L10 + eingesandtes Leder	€ 5429	€ 5521	€ 6120	
L20	€ 5669	€ 5895	€ 6396	
L30	€ 6065	€ 6367	€ 6849	
L40	€ 6385	€ 6839	€ 7225	
L50	€ 6764	€ 7306	€ 7677	
HUSSENPREIS:				
Ausführungspreis - Deduktion Deduktion=	€ 2889	€ 3331	€ 3394	
METRAGEN UND VOLUMEN:				
Stoffbedarf uni 130 cm	7,16	8,99	7,84	
Stoffbedarf uni 140 cm	7,40	8,03	5,83	
Lederbedarf brutto m ²	12,74	15,01	14,86	
Volumen m ³	1,97	1,76	1,70	
Gewicht kg	45	55	60	
AUFPREIS:				
Holzen FüÙe	€ 268	€ 268	€ 268	
RAL Farbe (pro Satz)	€ 236	€ 236	€ 236	

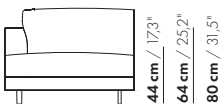
118 cm / 46,5"
100 cm / 39,4"



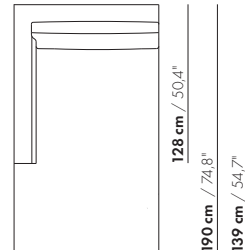
CHL-100-B-AL/AR




118 cm / 46,5"
100 cm / 39,4"




CHL-100x190-B-AL/AR






148 cm / 58,3"
130 cm / 51,2"



CHL-130-B-AL/AR



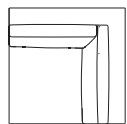
Preise und Abmessungen

	93X93 ECKE XL-S	106X93 ECKE XL/XL-S	93X106 ECKE XL/XL-S	
				
STOFFAUSFÜHRUNG:				
S10 + eingesandter Stoff	€ 3617	€ 3695	€ 3695	
S20	€ 3731	€ 3813	€ 3813	
S30	€ 3891	€ 3983	€ 3983	
S40	€ 4056	€ 4157	€ 4157	
S50	€ 4224	€ 4333	€ 4333	
LEDERAUSFÜHRUNG:				
L10 + eingesandtes Leder	€ 4314	€ 4444	€ 4444	
L20	€ 4499	€ 4639	€ 4639	
L30	€ 4727	€ 4889	€ 4889	
L40	€ 4955	€ 5135	€ 5135	
L50	€ 5185	€ 5383	€ 5383	
HUSSENPREIS:				
Ausführungspreis - Deduktion Deduktion=	€ 2230	€ 2283	€ 2283	
METRAGEN UND VOLUMEN:				
Stoffbedarf uni 130 cm	5,50	5,75	5,75	
Stoffbedarf uni 140 cm	5,50	5,75	5,75	
Lederbedarf brutto m ²	9,60	10,40	10,40	
Volumen m ³	1,02	1,02	1,02	
Gewicht kg	35	40	40	
AUFPREIS:				
Holzen FüÙe	€ 268	€ 268	€ 268	
RAL Farbe (pro Satz)	€ 236	€ 236	€ 236	

93 cm / 36,6"
63 cm / 24,8"



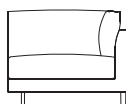
44 cm / 17,3"
64 cm / 25,2"
80 cm / 31,5"



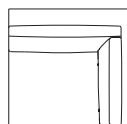
63 cm / 24,8"
93 cm / 36,6"

S-H-93x93

106 cm / 41,7"
75 cm / 29,5"



44 cm / 17,3"
64 cm / 25,2"
80 cm / 31,5"



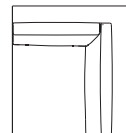
63 cm / 24,8"
93 cm / 36,6"

S-H-106x93

93 cm / 36,6"
63 cm / 24,8"



44 cm / 17,3"
64 cm / 25,2"
80 cm / 31,5"



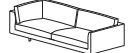
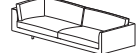


75 cm / 29,5"
106 cm / 41,7"

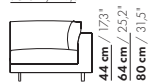
S-H-93x106



Preise und Abmessungen

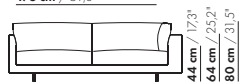
	106 ECKE XL	200 ECKE XL	230 ECKE XL	260 ECKE XL
				
STOFFAUSFÜHRUNG:				
S10 + eingesandter Stoff	€ 3608	€ 5748	€ 6161	€ 6671
S20	€ 3784	€ 6080	€ 6524	€ 7056
S30	€ 4004	€ 6486	€ 6960	€ 7526
S40	€ 4211	€ 6857	€ 7364	€ 7959
S50	€ 4438	€ 7293	€ 7835	€ 8459
LEDERAUSFÜHRUNG:				
L10 + eingesandtes Leder	€ 4411	€ 7072	€ 7549	€ 8133
L20	€ 4636	€ 7472	€ 7986	€ 8593
L30	€ 5062	€ 8196	€ 8721	€ 9365
L40	€ 5370	€ 8745	€ 9299	€ 9979
L50	€ 5741	€ 9395	€ 9999	€ 10711
HUSSENPREIS:				
Ausführungspreis - Deduktion Deduktion=	€ 2000	€ 3226	€ 3479	€ 3785
METRAGEN UND VOLUMEN:				
Stoffbedarf uni 130 cm	6,14	11,41	12,29	14,67
Stoffbedarf uni 140 cm	6,14	11,41	12,29	13,21
Lederbedarf brutto m ²	12,30	21,50	22,86	24,06
Volumen m ³	1,02	1,99	2,23	2,48
Gewicht kg	40	85	110	125
AUFPREIS:				
Holzen FüÙe	€ 268	€ 268	€ 268	€ 268
RAL Farbe (pro Satz)	€ 236	€ 236	€ 236	€ 236

106 cm / 41,7"
75 cm / 29,5"

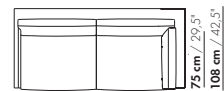


H-106x106

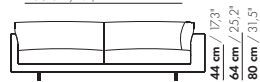
227 cm / 89,4"
176 cm / 69,3"



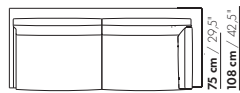
200-H-AL/AR



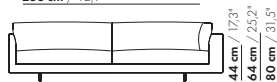
257 cm / 101,2"
206 cm / 81,1"



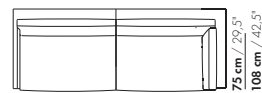
230-H-AL/AR



287 cm / 113"
236 cm / 92,9"

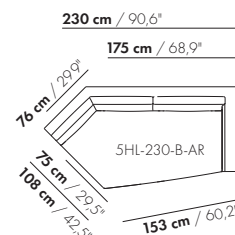
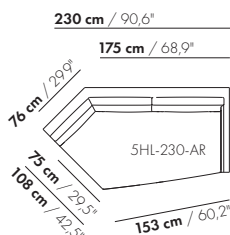
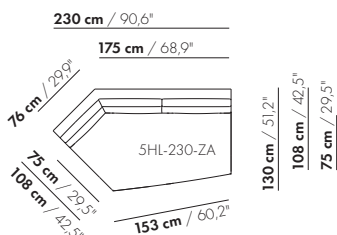
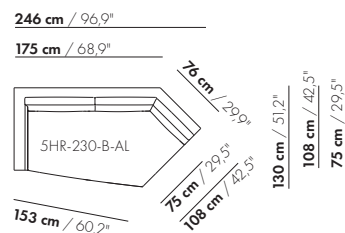
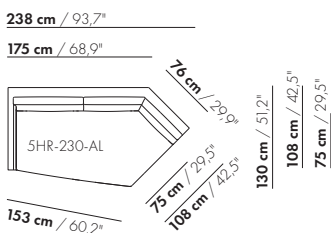
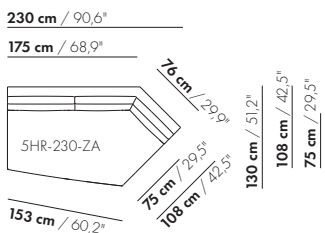


260-H-AL/AR



Preise und Abmessungen

	230 5-ECKE ELEMENT XL	230 5-ECKE AL/AR XL	230 5-ECKE AL/AR BREITES ARM XL	
STOFFAUSFÜHRUNG:				
S10 + eingesandter Stoff	€ 6831	€ 7149	€ 7227	
S20	€ 7060	€ 7390	€ 7471	
S30	€ 7371	€ 7716	€ 7801	
S40	€ 7675	€ 8034	€ 8125	
S50	€ 8001	€ 8371	€ 8469	
LEDERAUSFÜHRUNG:				
L10 + eingesandtes Leder	€ 7824	€ 8324	€ 8417	
L20	€ 8160	€ 8703	€ 8802	
L30	€ 8628	€ 9226	€ 9327	
L40	€ 9048	€ 9702	€ 9808	
L50	€ 9496	€ 10205	€ 10317	
HUSSENPREIS:				
Ausführungspreis - Deduktion Deduktion=	€ 4425	€ 4533	€ 4574	
METRAGEN UND VOLUMEN:				
Stoffbedarf uni 130 cm	9,95	10,40	10,55	
Stoffbedarf uni 140 cm	9,95	10,40	10,55	
Lederbedarf brutto m ²	17,10	20,25	20,45	
Volumen m ³	2,26	2,26	2,26	
Gewicht kg	90	100	105	
AUFPREIS:				
Holzen FüÙe	€ 268	€ 268	€ 268	
RAL Farbe (pro Satz)	€ 236	€ 236	€ 236	

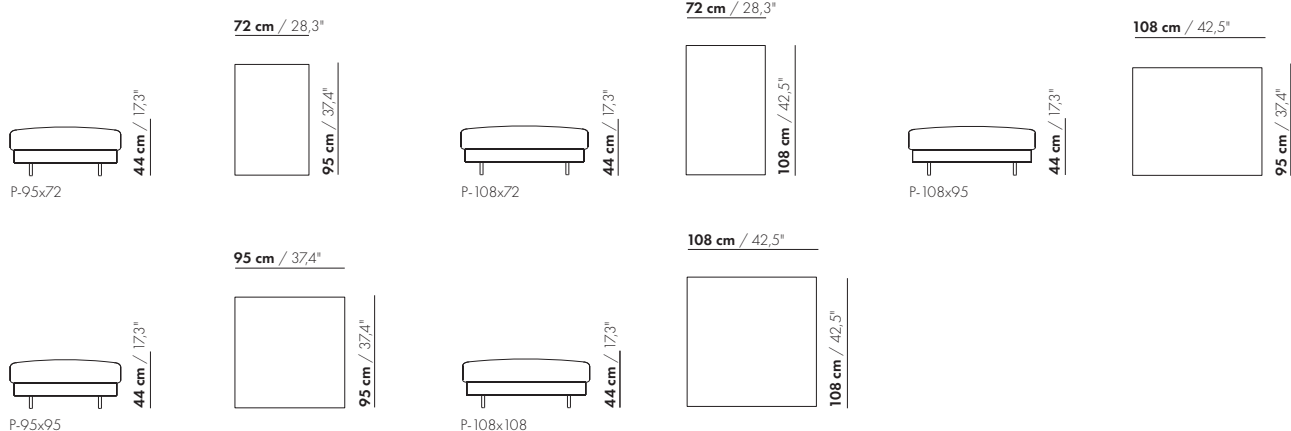


inch = cm x 0.39



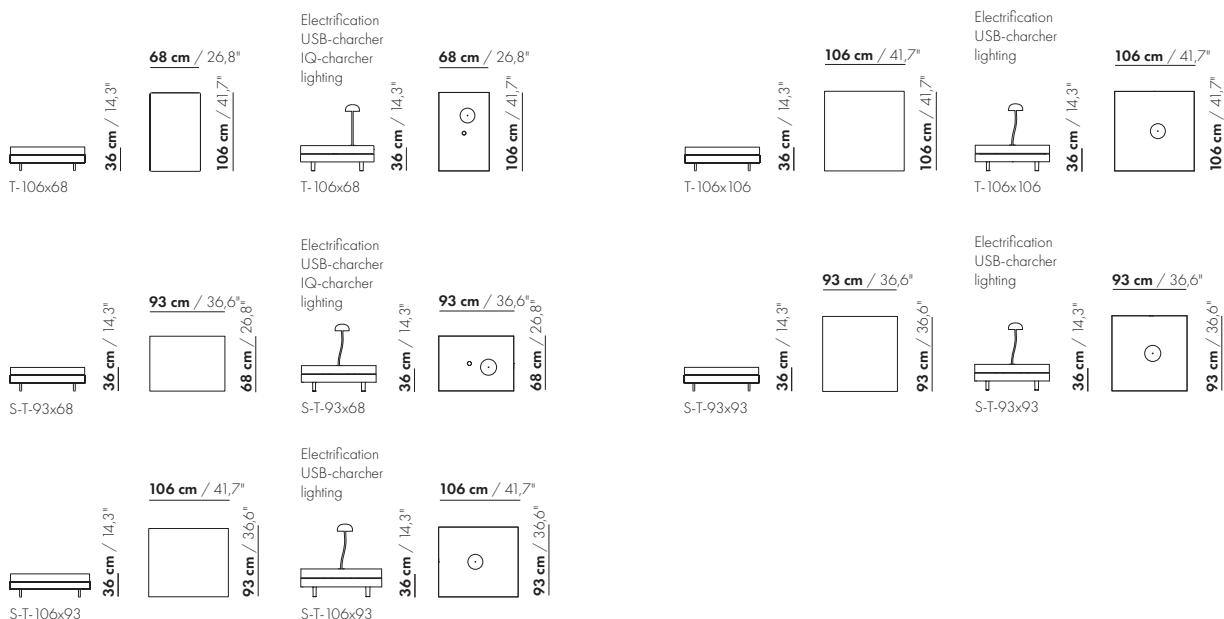
Preise und Abmessungen

	HOCKER 108X72 XL	HOCKER 108X108 XL	HOCKER 95X72 XL-S	HOCKER 95X95 XL-S	HOCKER 108X95 XL-S
STOFFAUSFÜHRUNG:					
S10 + eingesandter Stoff	€ 1936	€ 2004	€ 1685	€ 1836	€ 1882
S20	€ 2042	€ 2096	€ 1775	€ 1912	€ 1964
S30	€ 2164	€ 2203	€ 1891	€ 2008	€ 2081
S40	€ 2266	€ 2300	€ 1988	€ 2096	€ 2187
S50	€ 2402	€ 2418	€ 2111	€ 2199	€ 2317
LEDERAUSFÜHRUNG:					
L10 + eingesandtes Leder	€ 2251	€ 2316	€ 1881	€ 2037	€ 2133
L20	€ 2360	€ 2424	€ 1956	€ 2124	€ 2245
L30	€ 2621	€ 2650	€ 2156	€ 2296	€ 2383
L40	€ 2777	€ 2802	€ 2278	€ 2421	€ 2522
L50	€ 2989	€ 2992	€ 2432	€ 2568	€ 2662
HUSSENPREIS:					
Ausführungspreis - Deduktion Deduktion=	€ 1246	€ 1246	€ 1075	€ 1075	€ 1075
METRAGEN UND VOLUMEN:					
Stoffbedarf uni 130 cm	2,73	3,99	2,73	2,52	3,99
Stoffbedarf uni 140 cm	2,73	3,99	2,73	2,52	3,99
Lederbedarf brutto m ²	4,42	5,86	4,42	4,60	5,86
Volumen m ³	0,46	0,51	0,46	0,51	0,51
Gewicht kg	20	30	15	30	25
AUFPREIS:					
Holzen FüÙe	€ 268	€ 268	€ 268	€ 268	€ 268
RAL Farbe (pro Satz)	€ 236	€ 236	€ 236	€ 236	€ 236



Preise und Abmessungen

	TISCH 106X68 XL	TISCH 106X106 XL	TISCH 93X68 XL-S	TISCH 93X93 XL-S	TISCH 106X93 XL-S
STOFFAUSFÜHRUNG:					
S10 + eingesandter Stoff	€ 2095	€ 2316	€ 1973	€ 2254	€ 2267
S20	€ 2134	€ 2341	€ 2010	€ 2277	€ 2291
S30	€ 2182	€ 2374	€ 2060	€ 2307	€ 2325
S40	€ 2221	€ 2408	€ 2100	€ 2338	€ 2358
S50	€ 2273	€ 2442	€ 2151	€ 2369	€ 2393
LEDERAUSFÜHRUNG:					
L10 + eingesandtes Leder	€ 2136	€ 2354	€ 1991	€ 2277	€ 2291
L20	€ 2170	€ 2387	€ 2012	€ 2310	€ 2324
L30	€ 2248	€ 2430	€ 2081	€ 2351	€ 2365
L40	€ 2294	€ 2472	€ 2119	€ 2392	€ 2406
L50	€ 2358	€ 2514	€ 2169	€ 2435	€ 2449
HUSSENPREIS:					
Ausführungspreis - Deduktion Deduktion=	€ 707	€ 732	€ 651	€ 651	€ 651
METRAGEN UND VOLUMEN:					
Stoffbedarf uni 130 cm	1,15	1,15	1,15	1,05	1,15
Stoffbedarf uni 140 cm	1,15	1,15	1,15	1,05	1,15
Lederbedarf brutto m ²	1,45	1,80	1,45	1,20	1,80
Volumen m ³	0,46	0,51	0,46	0,51	0,51
Gewicht kg	25	35	20	35	30
AUFPREIS:					
Holzen FüÙe	€ 268	€ 268	€ 268	€ 268	€ 268
RAL Farbe (pro Satz)	€ 236	€ 236	€ 236	€ 236	€ 236
Eiche Furnier	€ 133	€ 251	€ 150	€ 126	€ 119
Nuss Furnier	€ 284	€ 408	€ 303	€ 275	€ 273
Elektrifizierung	€ 132	€ 132	€ 132	€ 132	€ 132
Qi-Ladegerät	€ 140	-	€ 140	-	-
Luceplan - Ascent Lamp	€ 984	€ 984	€ 984	€ 984	€ 984
Zero - Curve durch Tischlampe	€ 1787	€ 1787	€ 1787	€ 1787	€ 1787






inch = cm x 0.39

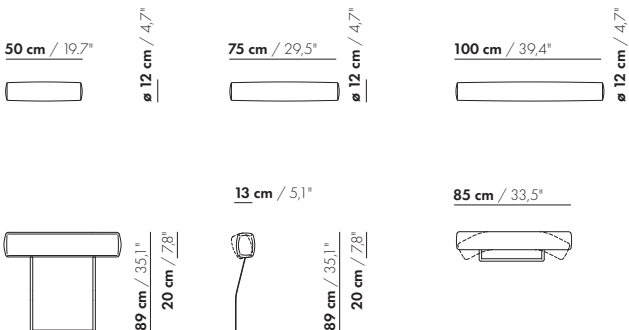
Preise EUR einschl. Mehrwertsteuer

2023-2



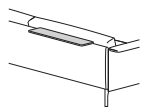
Preise und Abmessungen

	STÜTZROLLE 50	STÜTZROLLE 75	STÜTZROLLE 100	SCHWENKBARE NACKENSTÜTZE BREITE 85 CM
				
STOFFAUSFÜHRUNG:				
S10 + eingesandter Stoff	€ 248	€ 324	€ 389	€ 721
S20	€ 263	€ 347	€ 426	€ 746
S30	€ 290	€ 383	€ 469	€ 783
S40	€ 307	€ 407	€ 505	€ 819
S50	€ 331	€ 446	€ 551	€ 854
LEDERAUSFÜHRUNG:				
L10 + eingesandtes Leder	€ 312	€ 453	€ 588	€ 798
L20	€ 330	€ 476	€ 620	€ 827
L30	€ 371	€ 539	€ 702	€ 862
L40	€ 390	€ 577	€ 752	€ 897
L50	€ 426	€ 622	€ 818	€ 932
HUSSENPREIS:				
Ausführungspreis - Deduktion Deduktion=	€ 84	€ 104	€ 126	€ 436
METRAGEN UND VOLUMEN:				
Stoffbedarf uni 130 cm	0,60	0,85	1,15	1,21
Stoffbedarf uni 140 cm	0,60	0,85	1,15	1,21
Lederbedarf brutto m ²	0,95	1,45	1,95	1,46
Volumen m ³	-	-	-	-
Gewicht kg	-	-	-	-



Preise und Abmessungen

RÜCKENTISCH



AUSFÜHRUNG:

MDF RAL Farbe	€	425		
Eiche Furnier	€	469		
Nuss Furnier	€	521		


VOLUMEN:

Volumen m ³		0,50		
Gewicht kg		5		
Anzahl Colli		1		

27 cm / 10,7"
22 cm / 8,7"

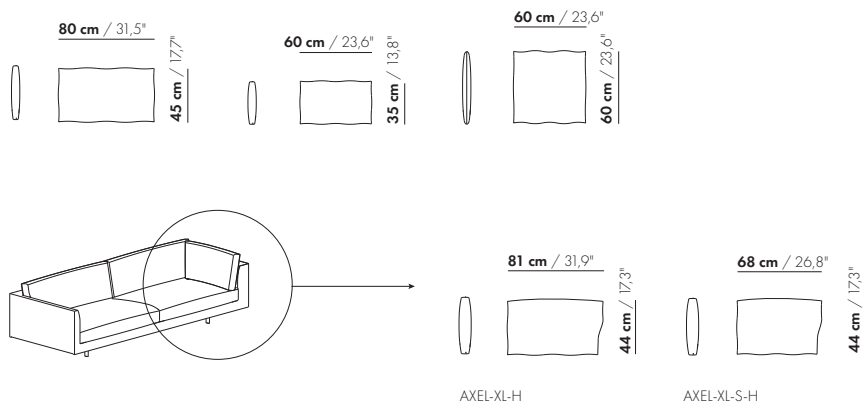


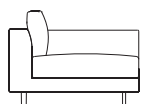
70 cm / 27,6"



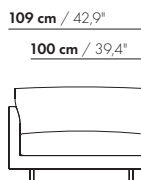
Preise und Abmessungen

	KISSEN 35X60	KISSEN 60X60	KISSEN 80X45	ECKE KISSEN XL / XL-S
STOFFAUSFÜHRUNG:				
S10 + eingesandter Stoff	€ 275	€ 284	€ 344	€ 332
S20	€ 290	€ 305	€ 382	€ 374
S30	€ 314	€ 328	€ 418	€ 415
S40	€ 338	€ 351	€ 452	€ 452
S50	€ 363	€ 375	€ 496	€ 503
LEDERAUSFÜHRUNG:				
L10 + eingesandtes Leder	€ 284	€ 343	€ 408	€ 487
L20	€ 305	€ 376	€ 440	€ 521
L30	€ 328	€ 417	€ 516	€ 564
L40	€ 351	€ 459	€ 563	€ 608
L50	€ 375	€ 520	€ 624	€ 672
HUSENPREIS:				
Ausführungspreis - Deduktion Deduktion=	€ 81	€ 58	€ 88	€ 144
METRAGEN UND VOLUMEN:				
Stoffbedarf uni 130 cm	0,79	0,74	1,00	1,10
Stoffbedarf uni 140 cm	0,79	0,74	1,00	1,10
Lederbedarf brutto m ²	0,84	1,74	1,80	1,82
Volumen m ³	-	-	-	-
Gewicht kg	-	-	-	-





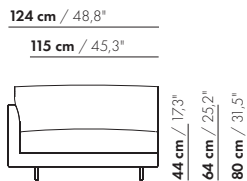
100-AL/AR



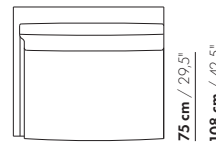
100-AL/AR



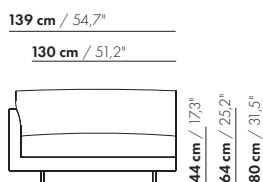
115-AL/AR



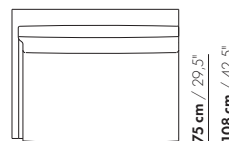
115-AL/AR



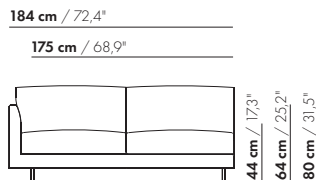
130-AL/AR



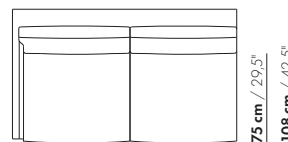
130-AL/AR



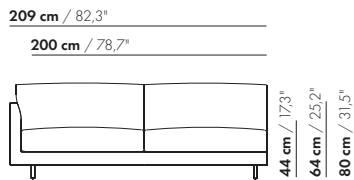
175-AL/AR



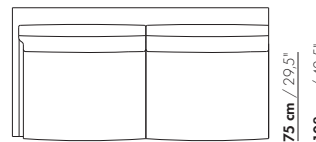
175-AL/AR



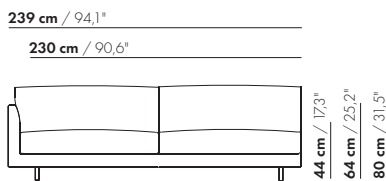
200-AL/AR



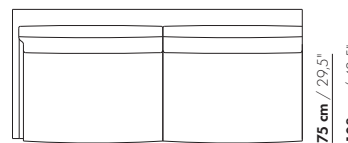
200-AL/AR



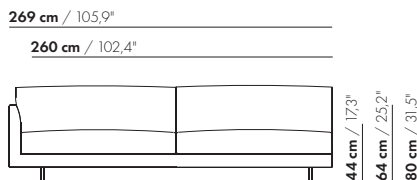
230-AL/AR



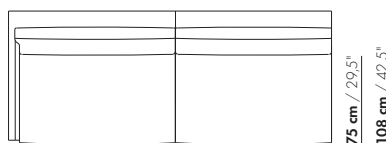
230-AL/AR

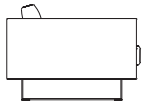


260-AL/AR



260-AL/AR

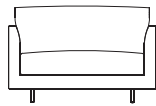




100


118 cm / 46,5"

101 cm / 39,8"



44 cm / 17,3"
64 cm / 25,2"
80 cm / 31,5"

100

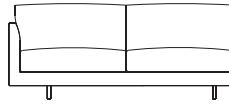


75 cm / 29,5"
108 cm / 42,5"

175

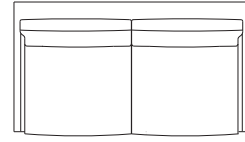
193 cm / 76"

175 cm / 68,9"



44 cm / 17,3"
64 cm / 25,2"
80 cm / 31,5"

175

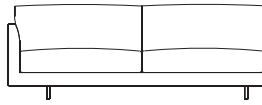


75 cm / 29,5"
108 cm / 42,5"

200

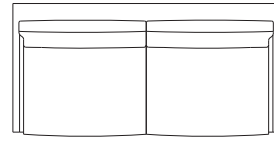
218 cm / 85,8"

200 cm / 78,7"



44 cm / 17,3"
64 cm / 25,2"
80 cm / 31,5"

200

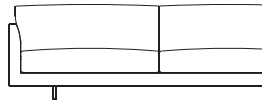


75 cm / 29,5"
108 cm / 42,5"

230

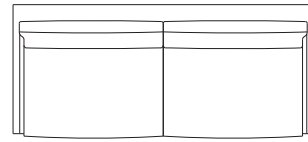
248 cm / 97,6"

230 cm / 90,6"



44 cm / 17,3"
64 cm / 25,2"
80 cm / 31,5"

230

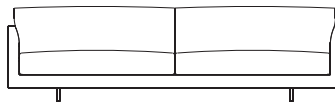


75 cm / 29,5"
108 cm / 42,5"

260

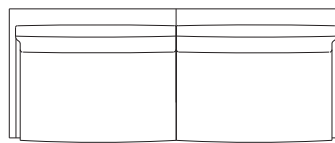
278 cm / 109,4"

260 cm / 102,4"

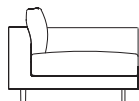


44 cm / 17,3"
64 cm / 25,2"
80 cm / 31,5"

260



75 cm / 29,5"
108 cm / 42,5"

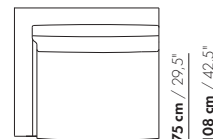


100-B-AL/AR

118 cm / 46,5"
100 cm / 39,4"




100-B-AL/AR

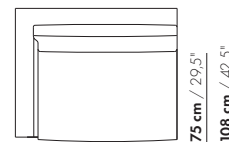


115-B-AL/AR

133 cm / 52,4"
115 cm / 45,3"



115-B-AL/AR

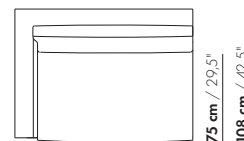


130-B-AL/AR

148 cm / 58,3"
130 cm / 51,2"

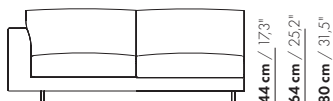


130-B-AL/AR

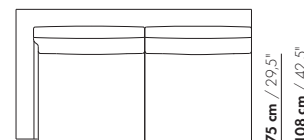


175-B-AL/AR

193 cm / 76"
175 cm / 68,9"

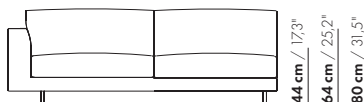


175-B-AL/AR

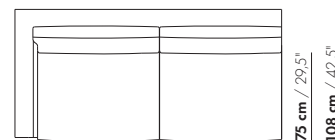


200-B-AL/AR

218 cm / 85,8"
200 cm / 78,7"

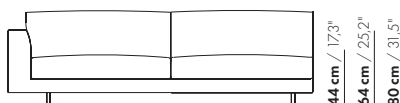


200-B-AL/AR

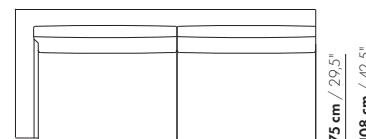


230-B-AL/AR

248 cm / 97,6"
230 cm / 90,6"

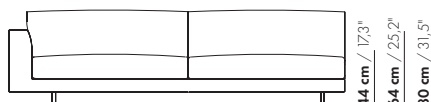


230-B-AL/AR

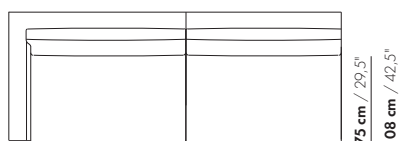


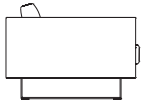
260-B-AL/AR

278 cm / 109,4"
260 cm / 102,4"

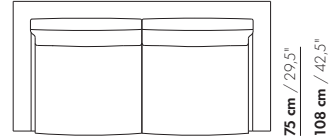
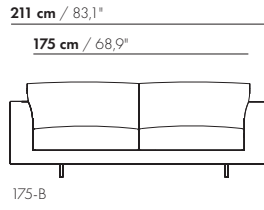


260-B-AL/AR

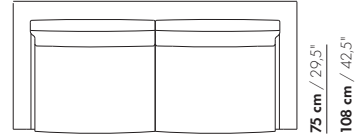
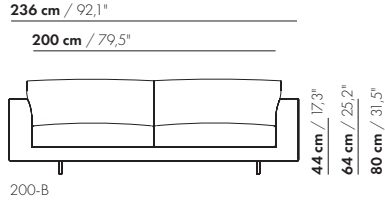




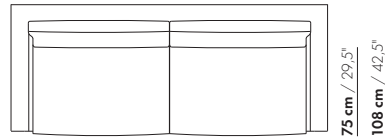
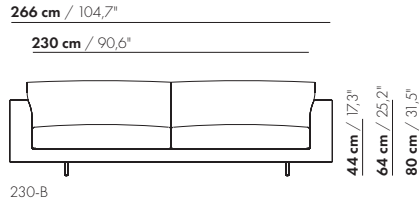
175-B



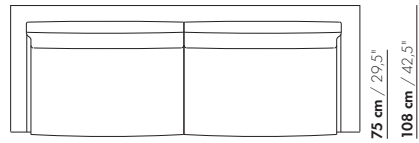
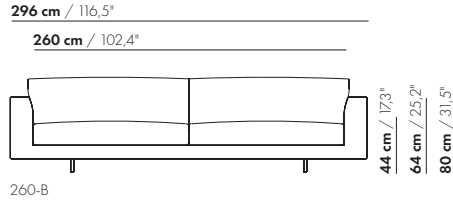
200-B

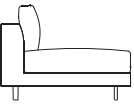


230-B



260-B






100-E

100 cm / 39,4"




100-E




115-E

115 cm / 45,3"

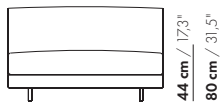


115-E

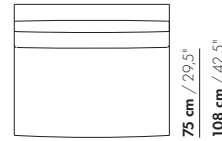


130-E

130 cm / 51,2"

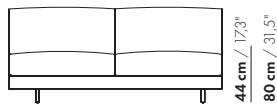


130-E

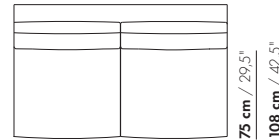


175-E

175 cm / 68,9"

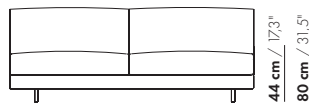


175-E

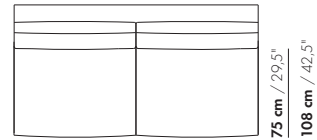


200-E

200 cm / 78,7"

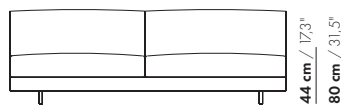


200-E

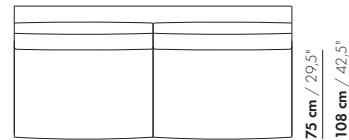


230-E

230 cm / 90,6"

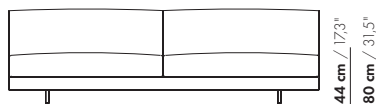


230-E

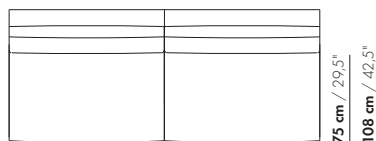



260-E

260 cm / 102,4"



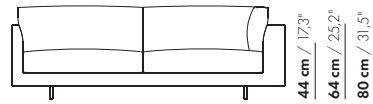
260-E



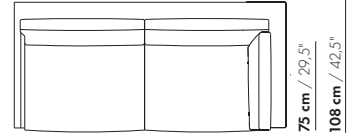


200-H-AL/AR

227 cm / 89,4"
176 cm / 69,3"

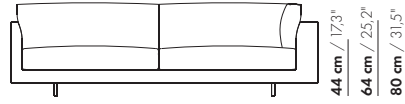


200-H-AL/AR

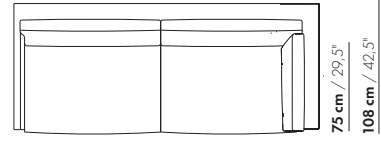


230-H-AL/AR

257 cm / 101,2"
206 cm / 81,1"

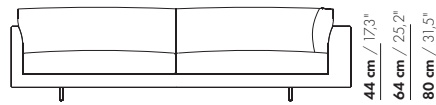


230-H-AL/AR

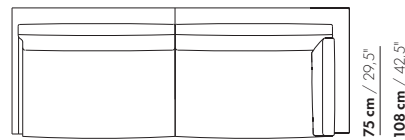


260-H-AL/AR

287 cm / 113"
236 cm / 92,9"

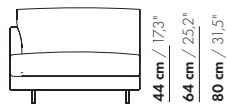


260-H-AL/AR

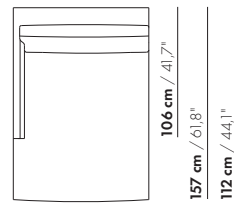


CHL-100-AL/AR

109 cm / 42,9"
100 cm / 39,4"




CHL-100-AL/AR

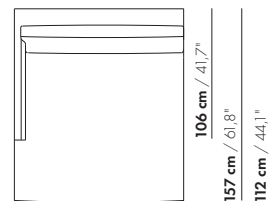


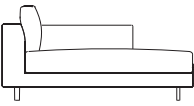
CHL-130-AL/AR

139 cm / 54,7"
130 cm / 51,2"



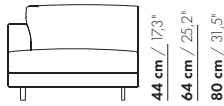
CHL-130-AL/AR





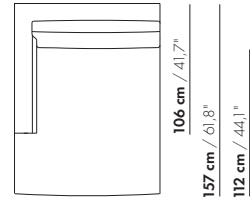
CHL-100-B-AL/AR

118 cm / 46,5"
100 cm / 39,4"



CHL-100-B-AL/AR

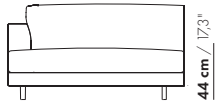
44 cm / 17,3"
64 cm / 25,2"
80 cm / 31,5"



106 cm / 41,7"
157 cm / 61,8"
112 cm / 44,1"

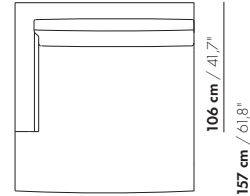
CHL-130-B-AL/AR

148 cm / 58,3"
130 cm / 51,2"

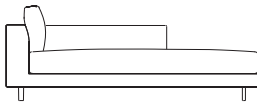


CHL-130-B-AL/AR

44 cm / 17,3"
64 cm / 25,2"
80 cm / 31,5"

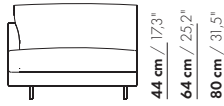


106 cm / 41,7"
157 cm / 61,8"
112 cm / 44,1"



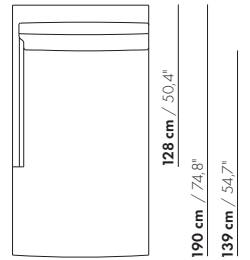
CHL-100X190-AL/AR

109 cm / 42,9"
100 cm / 39,4"



CHL-100X190-AL/AR

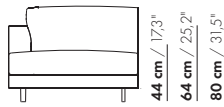
44 cm / 17,3"
64 cm / 25,2"
80 cm / 31,5"



128 cm / 50,4"
190 cm / 74,8"
139 cm / 54,7"

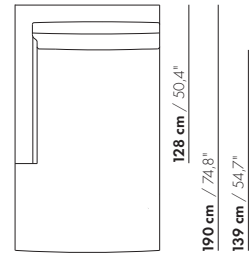
CHL-100X190-B-AL/AR

118 cm / 46,5"
100 cm / 39,4"




CHL-100X190-B-AL/AR

44 cm / 17,3"
64 cm / 25,2"
80 cm / 31,5"



128 cm / 50,4"
190 cm / 74,8"
139 cm / 54,7"



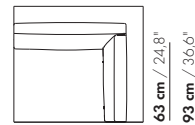
H-106x93

106 cm / 41,7"
75 cm / 29,5"




H-106x93

44 cm / 17,3"
64 cm / 25,2"
80 cm / 31,5"



63 cm / 24,8"
93 cm / 36,6"



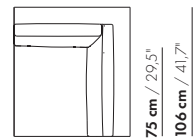
H-93x106

93 cm / 36,6"
63 cm / 24,8"




H-93x106

44 cm / 17,3"
64 cm / 25,2"
80 cm / 31,5"




75 cm / 29,5"
106 cm / 41,7"



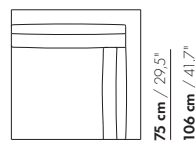
H-106x106

106 cm / 41,7"
75 cm / 29,5"




H-106x106

44 cm / 17,3"
64 cm / 25,2"
80 cm / 31,5"

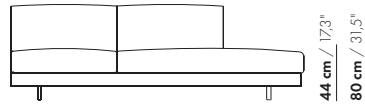


75 cm / 29,5"
106 cm / 41,7"

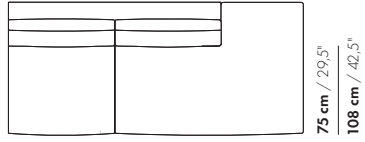


175-D-ZA-PL/PR

246 cm / 96,9°
174 cm / 68,5°



175-D-ZA-PL/PR

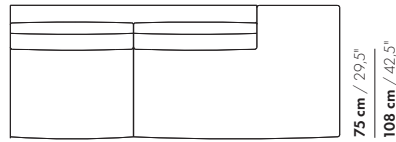


200-D-ZA-PL/PR

274 cm / 107,9°
202 cm / 79,5°

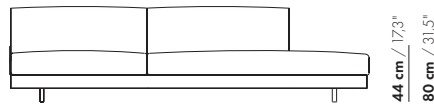


200-D-ZA-PL/PR

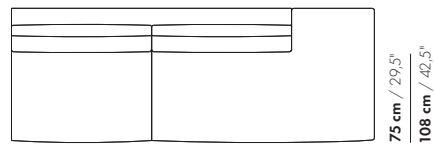


230-D-ZA-PL/PR

302 cm / 118,9°
230 cm / 90,6°

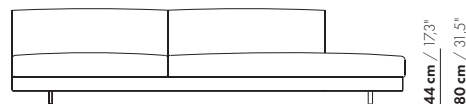


230-D-ZA-PL/PR

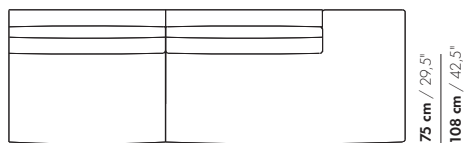


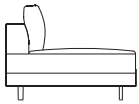
260-D-ZA-PL/PR

330 cm / 129,9°
258 cm / 101,6°



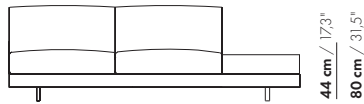
260-D-ZA-PL/PR



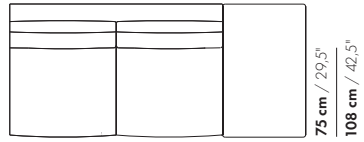


175-D-ZA-TL/TR

246 cm / 96,9"
174 cm / 68,5"

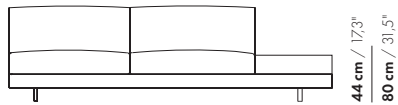


175-D-ZA-TL/TR

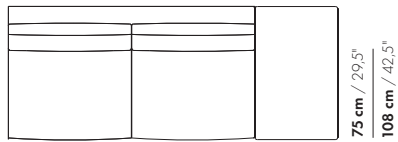


200-D-ZA-TL/TR

274 cm / 107,9"
202 cm / 79,5"

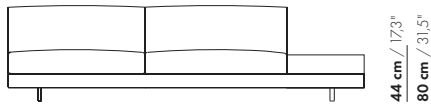


200-D-ZA-TL/TR

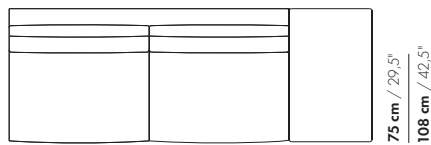


230-D-ZA-TL/TR

302 cm / 118,9"
230 cm / 90,6"

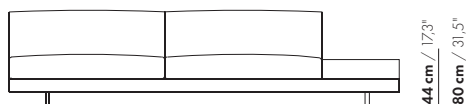


230-D-ZA-TL/TR

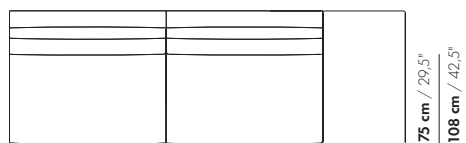


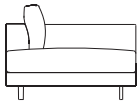
260-D-ZA-TL/TR

330 cm / 129,9"
258 cm / 101,6"



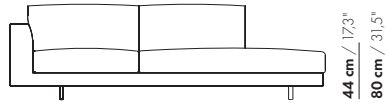
260-D-ZA-TL/TR



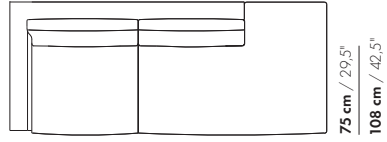


175-D-B-AL-PR/AR-PL

262 cm / 103,2"
174 cm / 68,5"



175-D-B-AL-PR/AR-PL

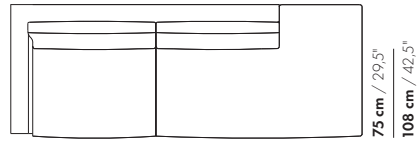


200-D-B-AL-PR/AR-PL

290 cm / 114,2"
202 cm / 79,5"

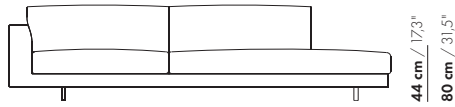


200-D-B-AL-PR/AR-PL

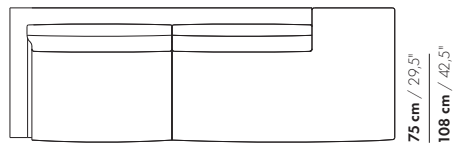


230-D-B-AL-PR/AR-PL

318 cm / 125,2"
230 cm / 90,6"

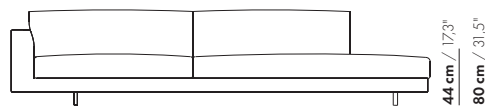


230-D-B-AL-PR/AR-PL

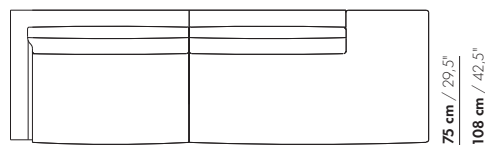


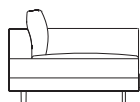
260-D-B-AL-PR/AR-PL

346 cm / 136,2"
258 cm / 101,6"

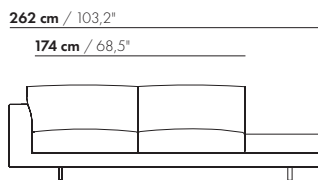


260-D-B-AL-PR/AR-PL

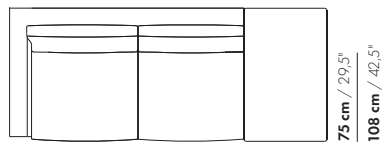




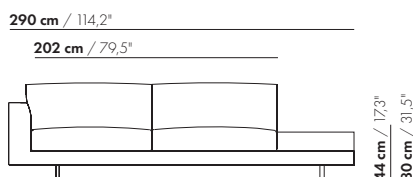
175-D-B-AL-TR/AR-TL



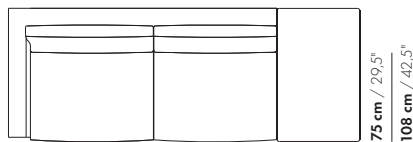
175-D-B-AL-TR/AR-TL



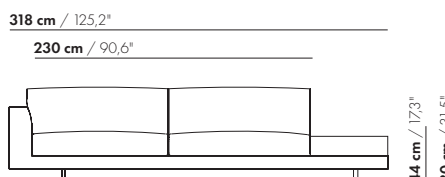
200-D-B-AL-TR/AR-TL



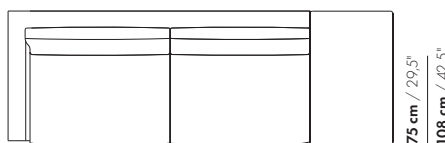
200-D-B-AL-TR/AR-TL



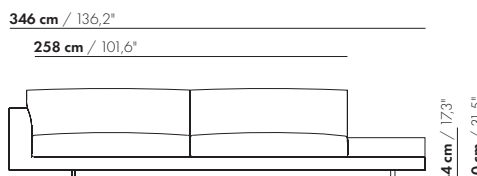
230-D-B-AL-TR/AR-TL



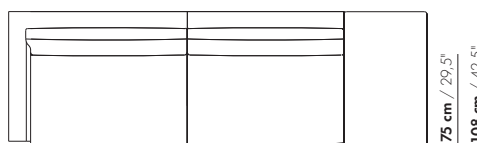
230-D-B-AL-TR/AR-TL




260-D-B-AL-TR/AR-TL

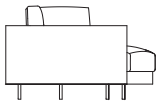
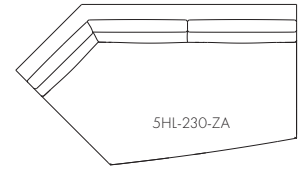
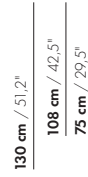
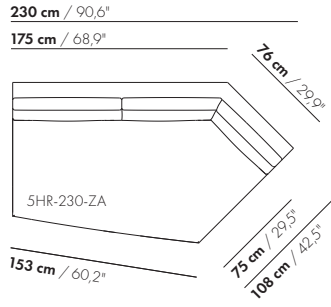


260-D-B-AL-TR/AR-TL

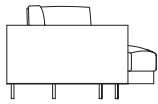
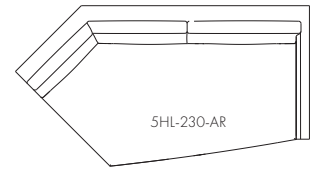
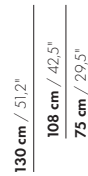
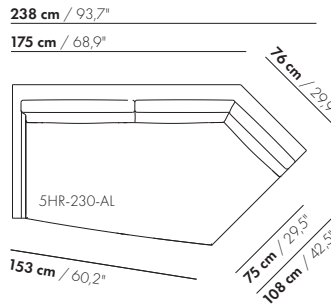




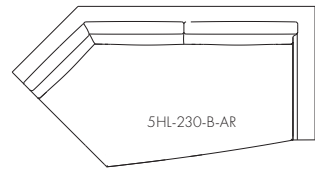
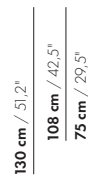
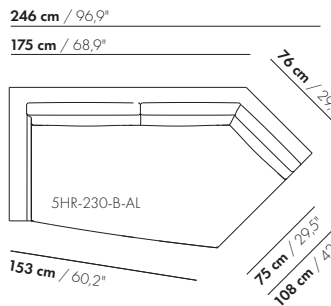
5HR-230-ZA
5HL-230-ZA


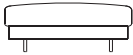
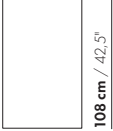
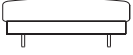
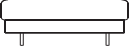




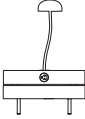
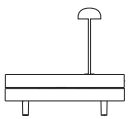
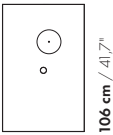



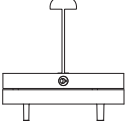
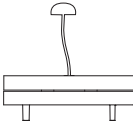
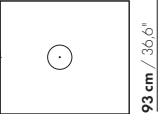
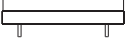


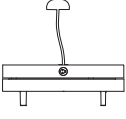
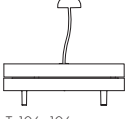
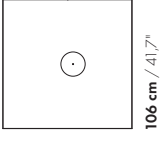


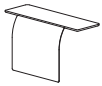
5HR-230-AL
5HL-230-AR



5HR-230-B-AL
5HL-230-B-AR



	P-108x72	 P-108x78	44 cm / 17,3"	72 cm / 28,3"	 108 cm / 42,5"	
	P-108x108	 P-108x108	44 cm / 17,3"	108 cm / 42,5"	 108 cm / 42,5"	
	T-106x68	 T-106x68	36 cm / 14,3"	68 cm / 26,8"	 106 cm / 41,7"	
	T-106x68	 T-106x68	36 cm / 14,3"	68 cm / 26,8"	 106 cm / 41,7"	Electrification USB-charger IQ-charger lighting
	S-T-106x93	 S-T-106x93	36 cm / 14,3"	106 cm / 41,7"	 93 cm / 36,6"	
	S-T-106x93	 S-T-106x93	36 cm / 14,3"	106 cm / 41,7"	 93 cm / 36,6"	Electrification USB-charger lighting
	T-106x106	 T-106x106	36 cm / 14,3"	106 cm / 41,7"	 106 cm / 41,7"	
	T-106x106	 T-106x106	36 cm / 14,3"	106 cm / 41,7"	 106 cm / 41,7"	Electrification USB-charger lighting

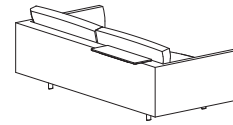
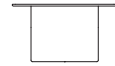


BACK TABLE

27 cm / 10,7"
22 cm / 8,7"



70 cm / 27,6"



80 cm / 31,5"
45 cm / 17,7"



60 cm / 23,6"
35 cm / 13,8"



60 cm / 23,6"
60 cm / 23,6"



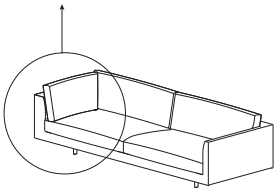
AXEL-XL-H

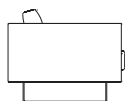
81 cm / 31,9"
44 cm / 17,3"



AXEL-XL-S-H

68 cm / 26,8"
44 cm / 17,3"

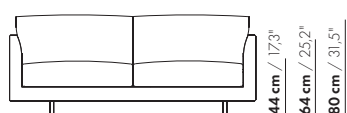




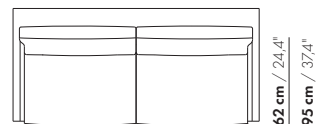
S-175

193 cm / 76"

175 cm / 68,9"



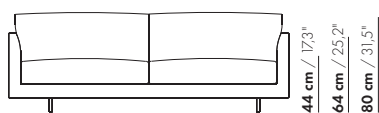
S-175



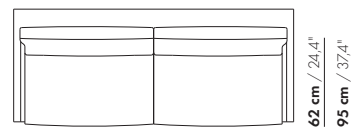
S-200

218 cm / 85,8"

200 cm / 78,7"



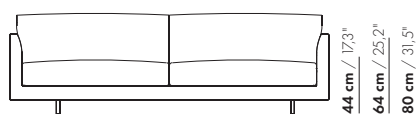
S-200



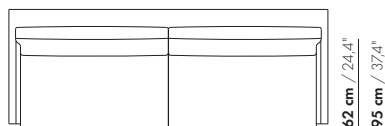
S-230

248 cm / 97,6"

230 cm / 90,6"



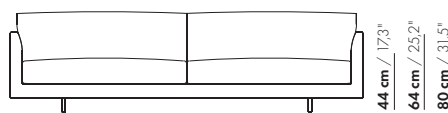
S-230



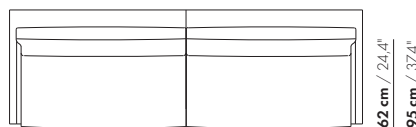
S-260


278 cm / 109,4"

260 cm / 102,4"



S-260





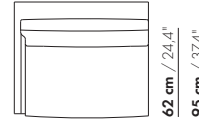
S-100-AL/AR

109 cm / 42,9"

100 cm / 39,4"



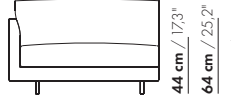
S-100-AL/AR



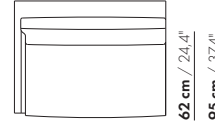
S-115-AL/AR

124 cm / 48,8"

115 cm / 45,3"



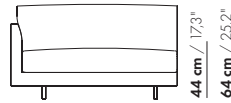
S-115-AL/AR



S-130-AL/AR

139 cm / 54,7"

130 cm / 51,2"



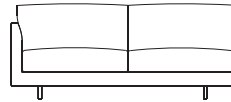
S-130-AL/AR



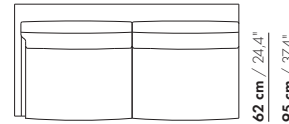
S-175-AL/AR

184 cm / 72,4"

175 cm / 68,9"



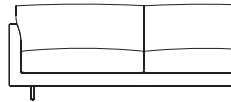
S-175-AL/AR



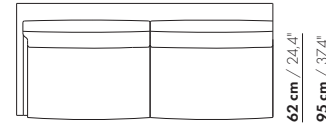
S-200-AL/AR

209 cm / 82,3"

200 cm / 78,7"



S-200-AL/AR



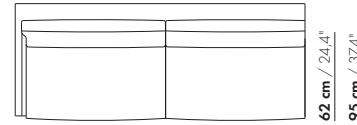
S-230-AL/AR

239 cm / 94,1"

230 cm / 90,6"



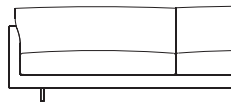
S-230-AL/AR



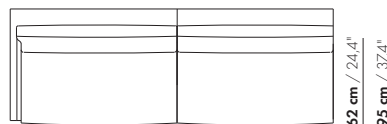
S-260-AL/AR

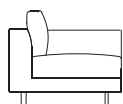
269 cm / 105,9"

260 cm / 102,4"



S-260-AL/AR



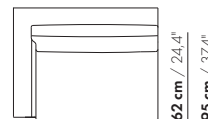


S-100-B-AL/AR

118 cm / 46,5"
100 cm / 39,4"




S-100-B-AL/AR

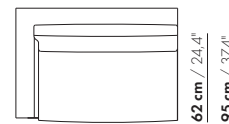


S-115-B-AL/AR

133 cm / 52,4"
115 cm / 45,3"



S-115-B-AL/AR

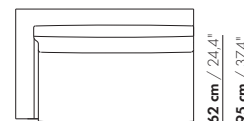


S-130-B-AL/AR

148 cm / 58,3"
130 cm / 51,2"

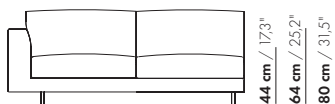


S-130-B-AL/AR

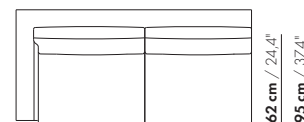


S-175-B-AL/AR

193 cm / 76"
175 cm / 68,9"

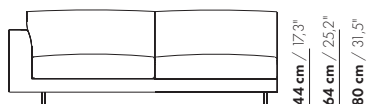


S-175-B-AL/AR

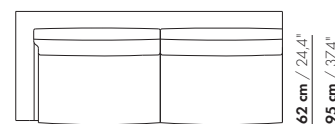


S-200-B-AL/AR

218 cm / 85,8"
200 cm / 78,7"

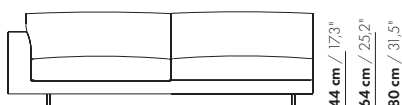


S-200-B-AL/AR

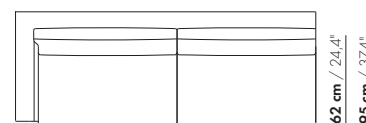


S-230-B-AL/AR

248 cm / 97,6"
230 cm / 90,6"

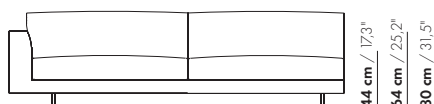


S-230-B-AL/AR

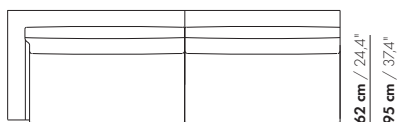


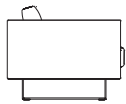
S-260-B-AL/AR

278 cm / 109,4"
260 cm / 102,4"

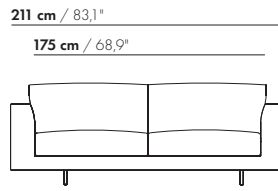


S-260-B-AL/AR

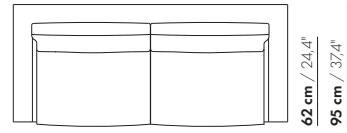




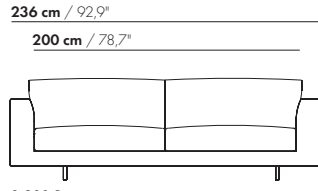
S-175 -B



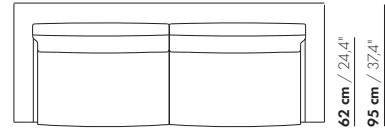
S-175 -B



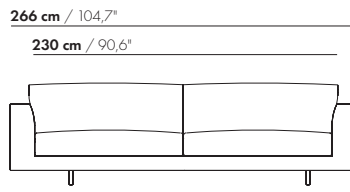
S-200-B



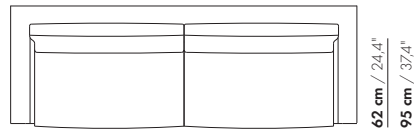
S-200-B



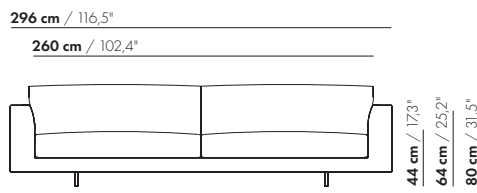
S-230-B



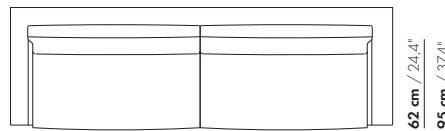
S-230-B

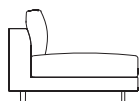


S-260-B



S-260-B





S-100-E

100 cm / 39,4"

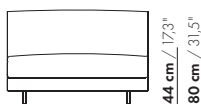


S-100-E




S-115-E

115 cm / 45,3"



S-115-E




S-130-E

130 cm / 51,2"

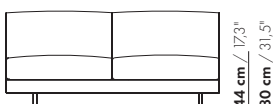


S-130-E

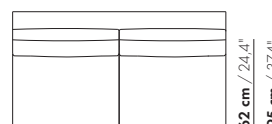


S-175-E

175 cm / 68,9"

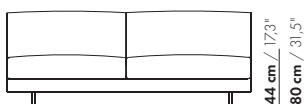


S-175-E

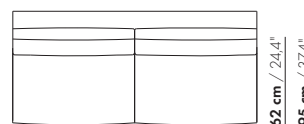


S-200-E

200 cm / 78,7"

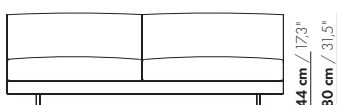


S-200-E

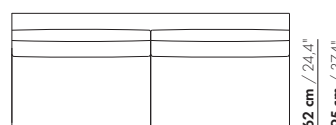


S-230-E

230 cm / 90,6"

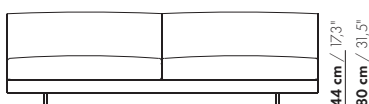


S-230-E

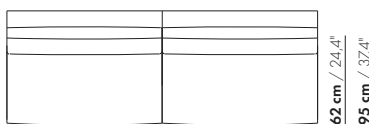


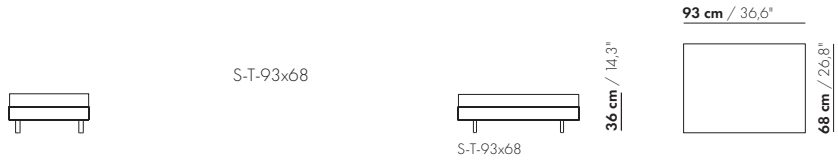
S-260-E

260 cm / 102,4"



S-260-E





S-T-93x68

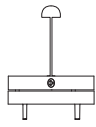


S-T-93x68

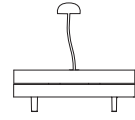
36 cm / 14,3"

93 cm / 36,6"

68 cm / 26,8"



S-T-93x68




S-T-93x68

36 cm / 14,3"

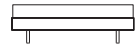
93 cm / 36,6"

68 cm / 26,8"

Electrification
USB-charger
IQ-charger
lighting



S-T-93x93

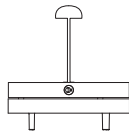


S-T-93x93

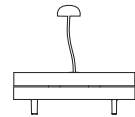
36 cm / 14,3"

93 cm / 36,6"

93 cm / 36,6"



S-T-93x93




S-T-93x93

36 cm / 14,3"


93 cm / 36,6"

93 cm / 36,6"

Electrification
USB-charger
lighting



S-T-106x93

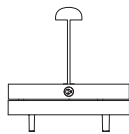


S-T-106x93

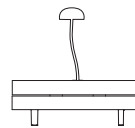
36 cm / 14,3"

106 cm / 41,7"

93 cm / 36,6"



S-T-106x93




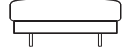
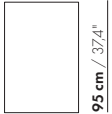








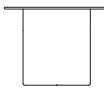





S-T-106x93

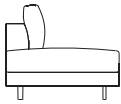
36 cm / 14,3"

106 cm / 41,7"

93 cm / 36,6"

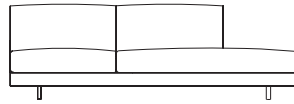
Electrification
USB-charger
lighting

	S-P-72x95	 S-P-72x95	44 cm / 17,3"	72 cm / 28,3"	 95 cm / 37,4"
	S-P-95x95	 S-P-95x95	44 cm / 17,3"	95 cm / 37,4"	 95 cm / 37,4"
	S-P-95x108	 S-P-95x108	44 cm / 17,3"	108 cm / 42,5"	 95 cm / 37,4"
	BACK TABLE		27 cm / 10,7" 22 cm / 8,7"	70 cm / 27,6"	
			50 cm / 41,7" ø 12 cm / 4,7"	75 cm / 29,5" ø 12 cm / 4,7"	100 cm / 39,4" ø 12 cm / 4,7"
	S-HEADREST		13 cm / 5,1"	85 cm / 33,5"	 80 cm / 31,5"



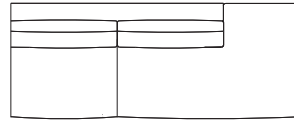
S-175-D-ZA-PL/PR

246 cm / 96,9"
174 cm / 68,5"



44 cm / 17,3"
80 cm / 31,5"

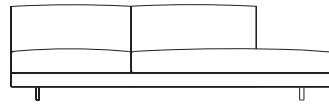
S-175-D-ZA-PL/PR



63 cm / 24,8"
95 cm / 37,4"

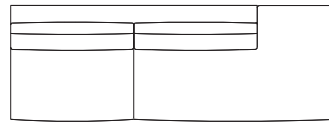
S-200-D-ZA-PL/PR

274 cm / 107,9"
202 cm / 79,5"



44 cm / 17,3"
80 cm / 31,5"

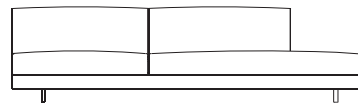
S-200-D-ZA-PL/PR



63 cm / 24,8"
95 cm / 37,4"

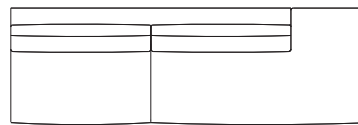
S-230-D-ZA-PL/PR

302 cm / 118,9"
230 cm / 90,6"



44 cm / 17,3"
80 cm / 31,5"

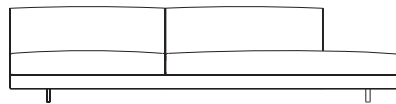
S-230-D-ZA-PL/PR



63 cm / 24,8"
95 cm / 37,4"

S-260-D-ZA-PL/PR

330 cm / 129,9"
258 cm / 101,6"

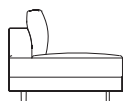


44 cm / 17,3"
80 cm / 31,5"

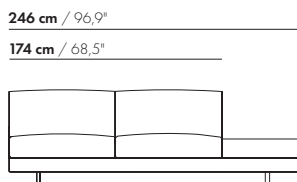
S-260-D-ZA-PL/PR



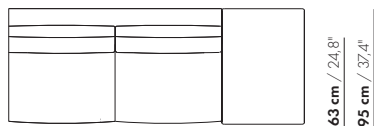
63 cm / 24,8"
95 cm / 37,4"



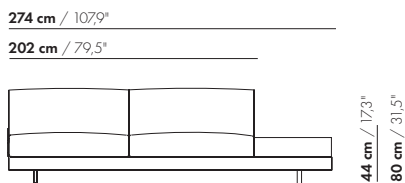
S-175-D-ZA-TL/TR



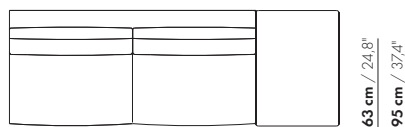
S-175-D-ZA-TL/TR



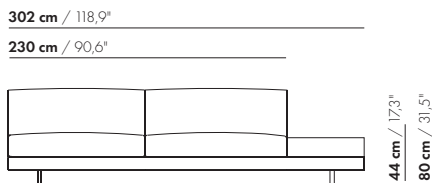
S-200-ZA-D-TL/TR



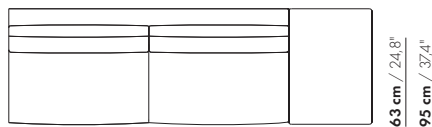
S-200-D-ZA-TL/TR



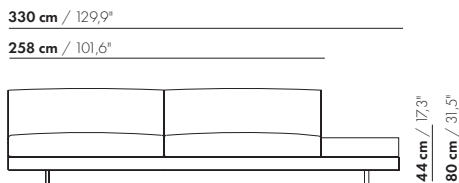
S-230-D-ZA-TL/TR



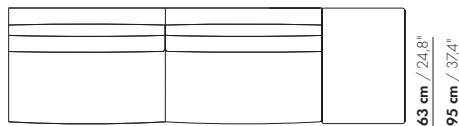
S-230-D-ZA-TL/TR

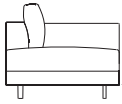


S-260-D-ZA-TL/TR



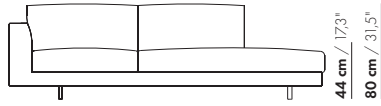
S-260-D-ZA-TL/TR



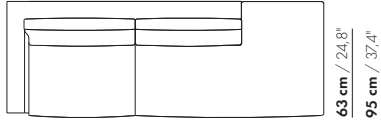


S-175-D-B-AL-PR/AR-PL

262 cm / 103,2"
174 cm / 68,5"

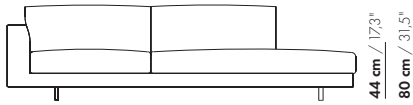


S-175-D-B-AL-PR/AR-PL

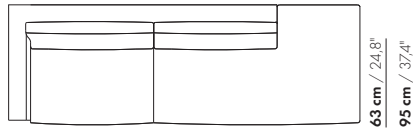


S-200-D-B-AL-PR/AR-PL

290 cm / 114,2"
202 cm / 79,5"

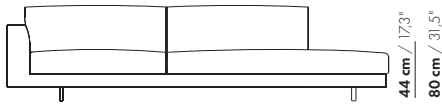


S-200-D-B-AL-PR/AR-PL

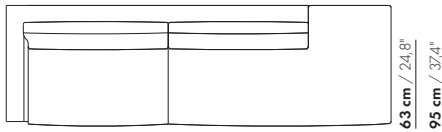


S-230-D-B-AL-PR/AR-PL

318 cm / 125,2"
230 cm / 90,6"



S-230-D-B-AL-PR/AR-PL

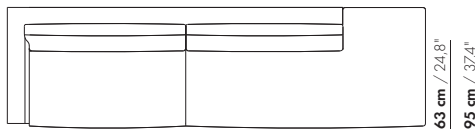


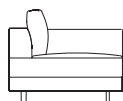
S-260-D-B-AL-PR/AR-PL

346 cm / 136,2"
258 cm / 101,6"

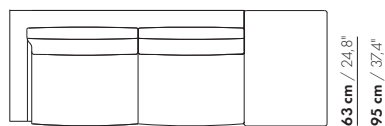
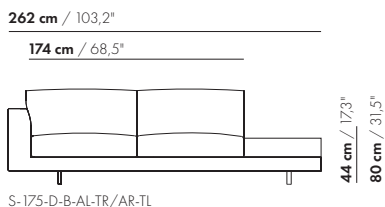


S-260-D-B-AL-PR/AR-PL

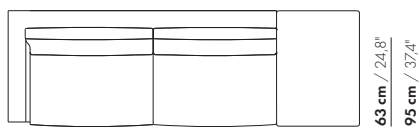
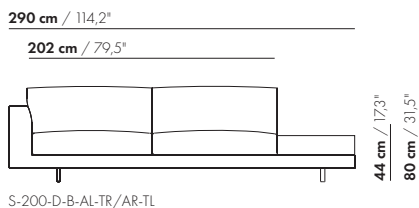




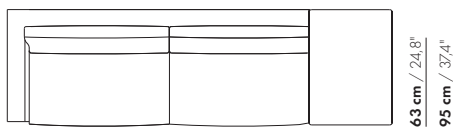
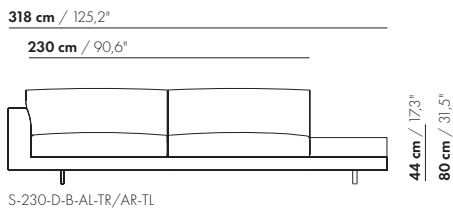
S-175-D-B-AL-TR/AR-TL



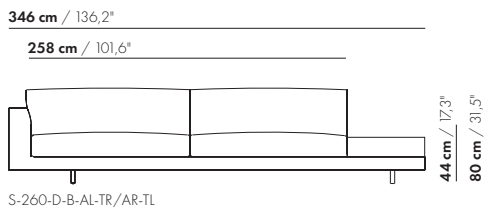
S-200-D-B-AL-TR/AR-TL




S-230-D-B-AL-TR/AR-TL



S-260-D-B-AL-TR/AR-TL





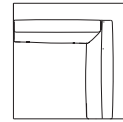
S-H-93x93

93 cm / 36,6"
63 cm / 24,8"



S-H-93x93

44 cm / 17,3"
64 cm / 25,2"
80 cm / 31,5"




63 cm / 24,8"
93 cm / 36,6"



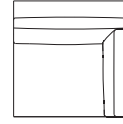
S-H-106x96

106 cm / 41,7"
75 cm / 29,5"




S-H-106x96

44 cm / 17,3"
64 cm / 25,2"
80 cm / 31,5"



63 cm / 24,8"
93 cm / 36,6"



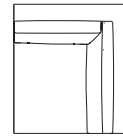
S-H-93x106

93 cm / 36,6"
63 cm / 24,8"

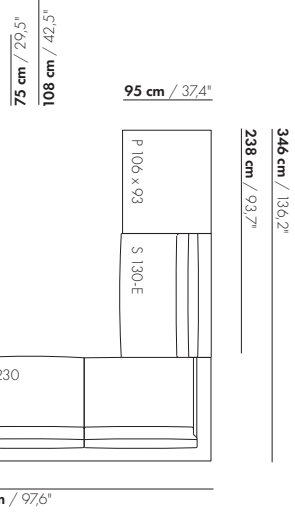
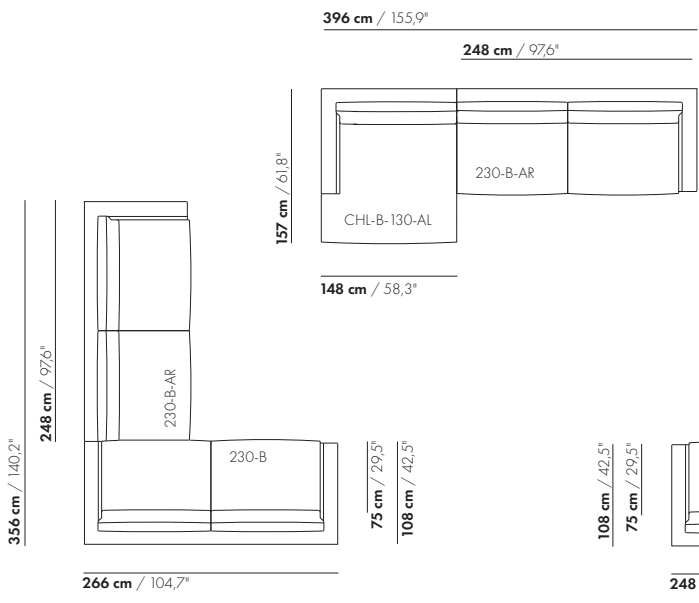
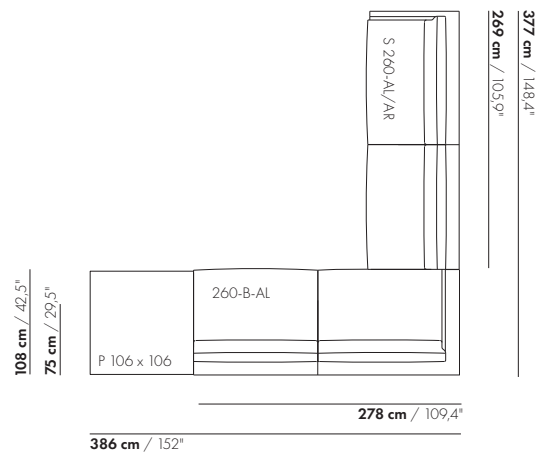
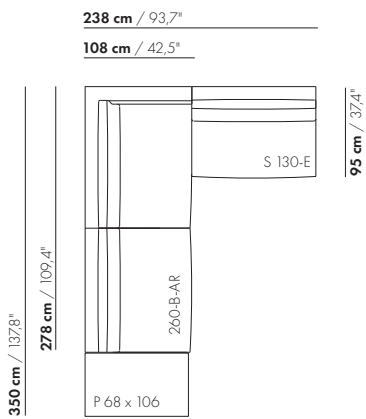
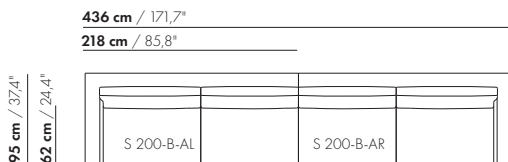
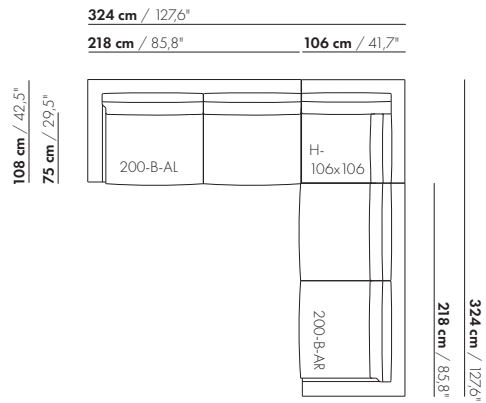
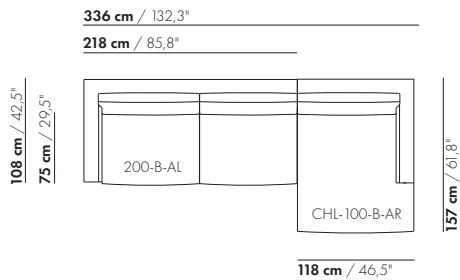


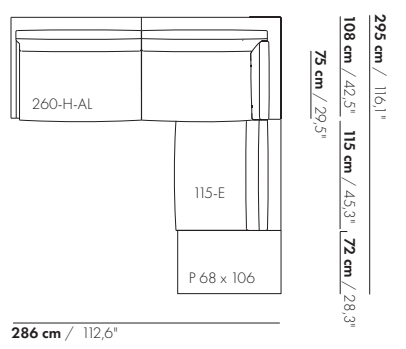
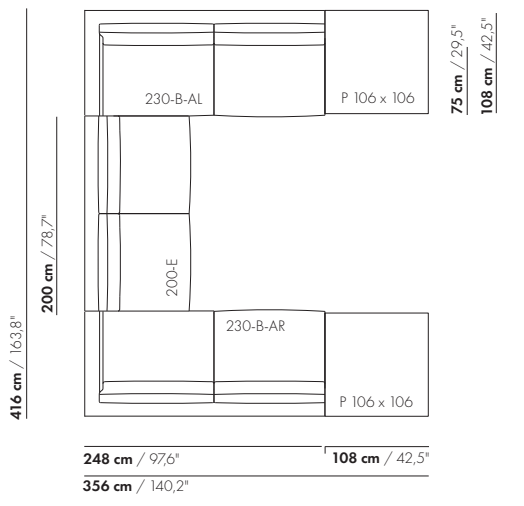
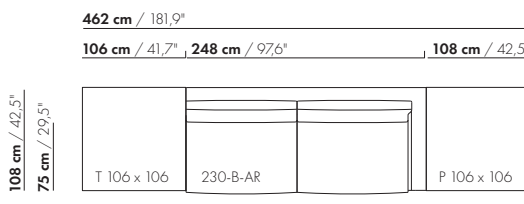
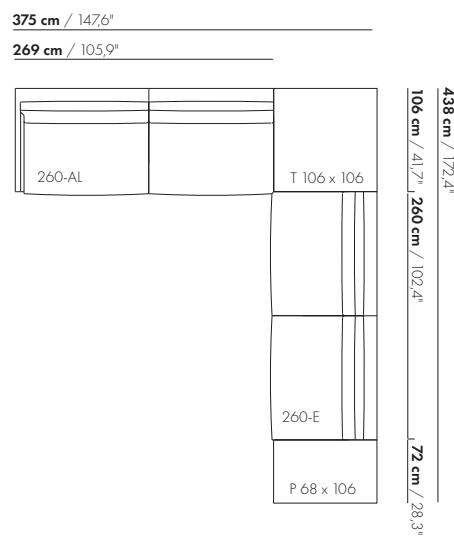
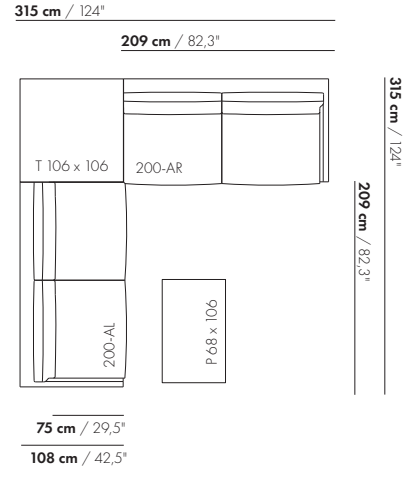
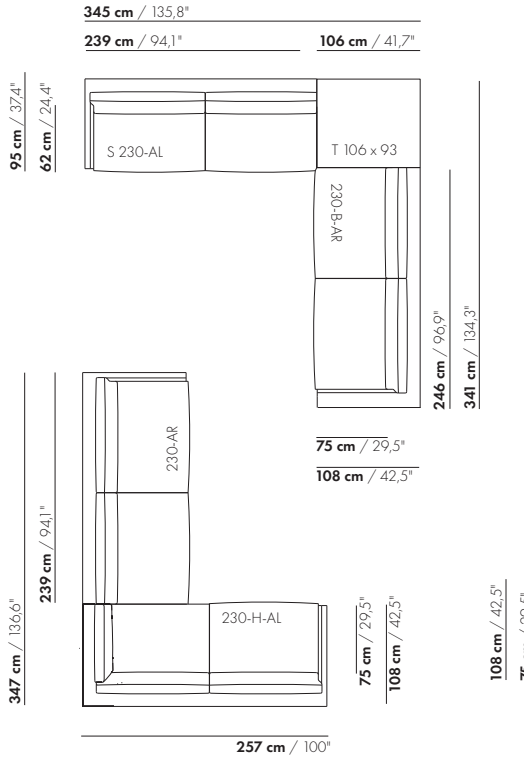
S-H-93x106

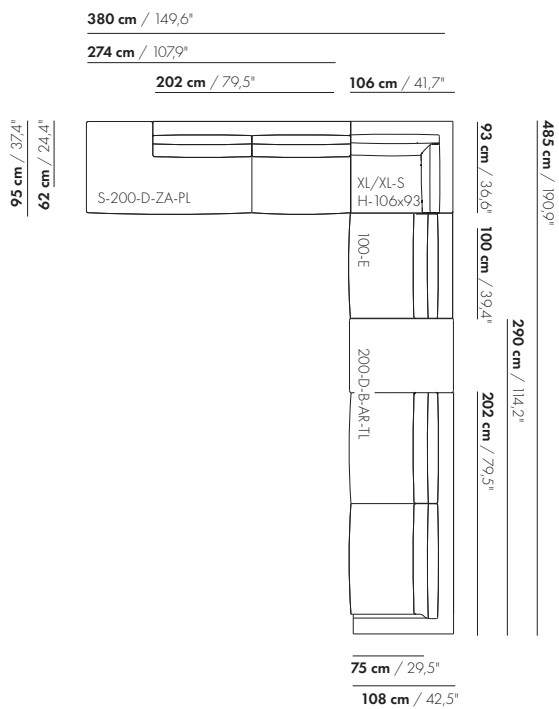
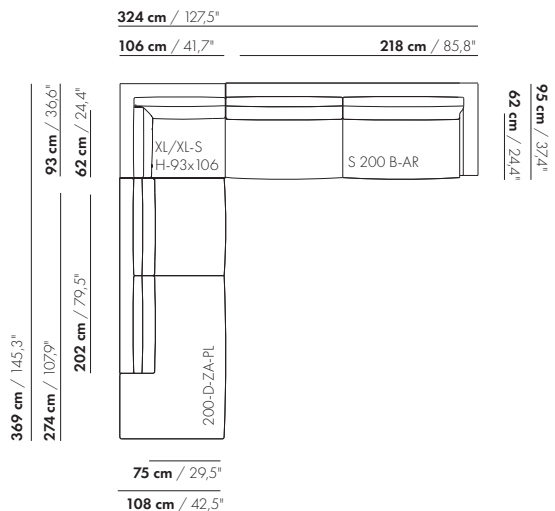
44 cm / 17,3"
64 cm / 25,2"
80 cm / 31,5"

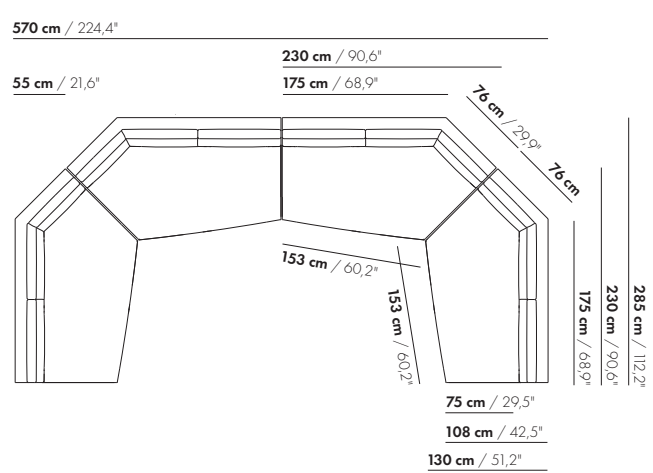
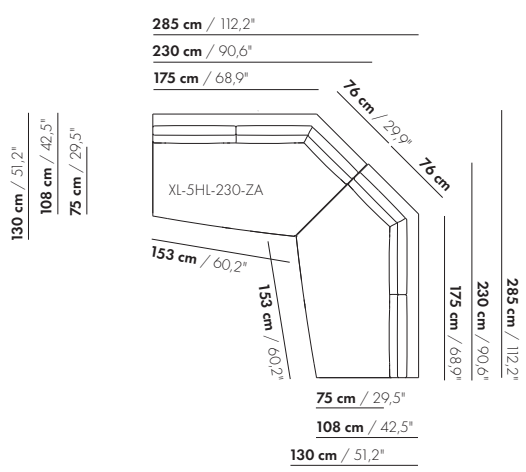
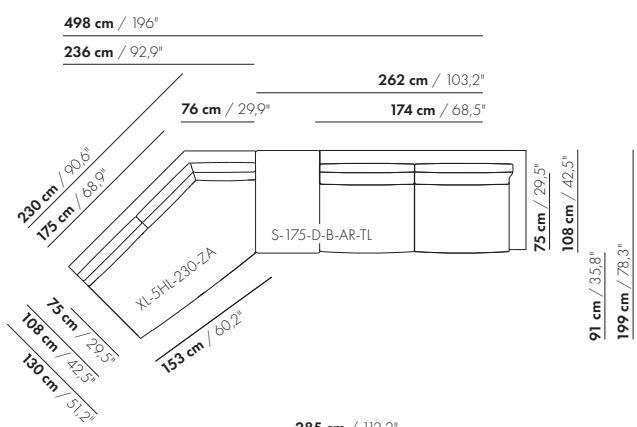
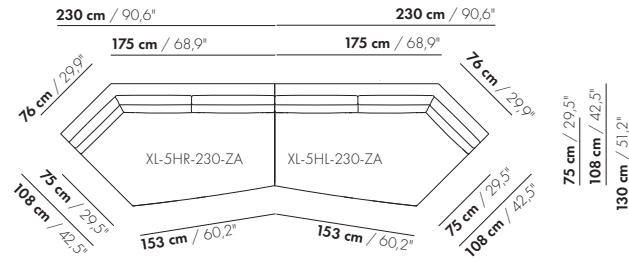


75 cm / 29,5"
106 cm / 41,7"

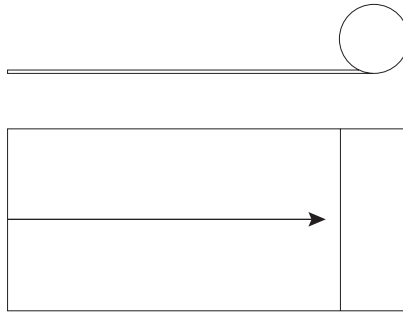




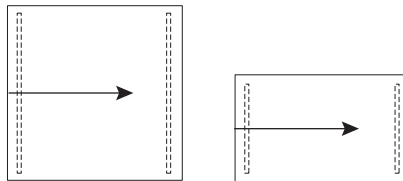
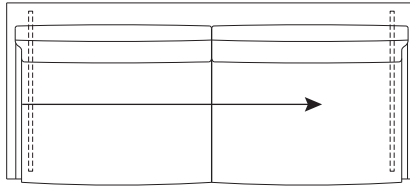




STOFROL
FABRIC ROLL
STOFFROLLE



VOORBEELD AXEL XL-S
EXAMPLE AXEL XL-S
BEISPIEL AXEL XL-S



gijs papavoine



Über den Designer

Gijs Papavoine (1949) studierte an der HTS und der Akademie für Industriedesign in Eindhoven, Bereich Produktdesign. Bis 1990 war Gijs als Produktmanager bei Montis tätig. In dieser Funktion war er auch für die Designphilosophie von Montis verantwortlich. 1990 wurde Gijs zum fester Designer des Montis befördert.